



Candoris

Candoris Investment strategy
and
Mutual fund selection

WHAT WE OFFER

Candoris offers support with the selection of an investment strategy and a mutual fund in various packages for Private Banks and Institutional Investors, tailored to your requirements and needs.

THE BEST FIT

Our methodology can be used for the entire selection process or as a second opinion on an existing short or long list. We find the best fit with your current investment strategy on a risk reward basis, do onsite due diligences, price negotiations and function as a sounding board in your decision process.



WHY CANDORIS



We are 100% independent.



We have access to historical statistical data of almost all asset management strategies worldwide.



We provide in depth insight in the combination of your current strategy with any potential new strategy.



The two founding partners at Candoris have combined 46 years of experience in asset management.



We have been involved in institutional strategy selection processes for most of our working life and have done the selection of the strategies we market, for which we raised USD 1.1 billion.



MANAGER SELECTION CANDORIS

What does the process look like?

SELECTING THE CORRECT UNIVERSE FOR THE OBJECTIVE

The main benefit of our analysis is that the selection is based on a best-fit-in-your-portfolio approach. It is tailored to your current situation and not only provides you with the best funds, but with those that fit best in your portfolio.

ANALYSING THE UNIVERSE ON STATISTICAL DATA

Ranking and longlist of 100 strategies based on performance and statistical data.

IN-DEPTH FUNDAMENTAL RESEARCH DETERMINES A SHORTLIST OF 10

This includes our opinion whether we expect the Alpha generation and outperformance to continue.

SHORTLIST OF 5

Price negotiations with the managers.

The shortlist contains interviews with the managers.

Long-term investors view for the selection of the 5 final strategies.



MANAGER SELECTION CANDORIS

Where do we mainly look at?

CREATE ALPHA BY HAVING FOCUS

PHILOSOPHY

What is (are) the inefficiency(ies) you are trying to exploit and why?

APPROACH

How do you exploit these inefficiencies over the cycle?

WHY YOU

What are the team skills and what are your resources enabling this?

IMPLEMENTATION

How do you implement the investment approach?

RISK MANAGEMENT

What are the risks ?
exposures - volatility - event risk -
scenario risk - liquidity.

TARGETS

What is the performance target,
target information ratio, maximum
volatility, maximum draw down?



OUR PACKAGES

	Package 1	Package 2	Package 3	Package 4	Package 5	Package 6
Longlist of 100 best performing strategies including contact details.	✓	✓	✓	✓	✓	✓
Shortlist of 10 strategies based on all kind of statistical data.	X	✓	✓	✓	✓	✓
Shortlist of 10 strategies SWOT analysis, investments process summary, style tilts, alpha risks.	X	X	✓	✓	✓	✓
Analysis of 5 strategies, check for the best fit with your portfolio, style, risk, match.	X	X	X	✓	✓	✓
Onsite Due Dilligence, full report on firm, strategy, ESG, investment process, operations, etc.	X	X	X	X	✓	✓
Price negotiations.	X	X	X	X	X	✓
Price of package	500	2,000	3,500	6,000	contact us	contact us

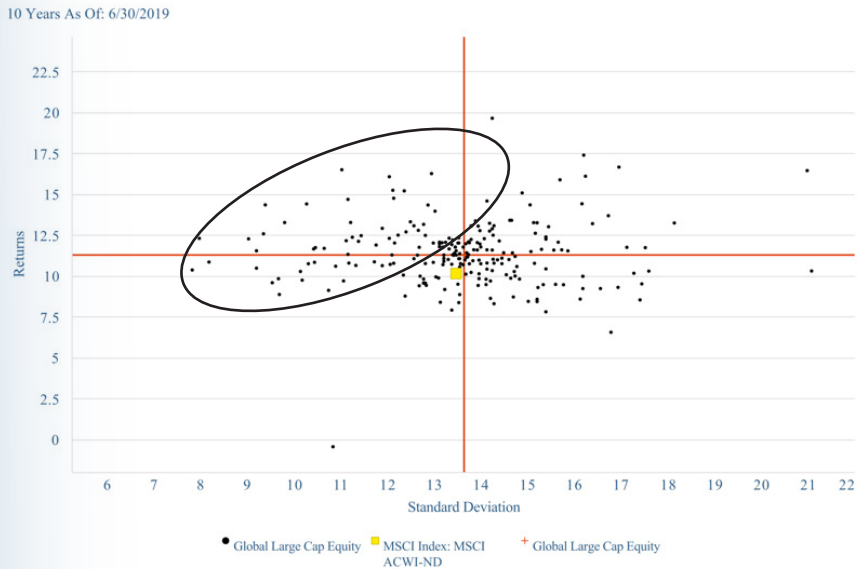
The main benefit of our analysis is that the fund selection is based on a best-fit-in-your-portfolio approach. It is tailored to your current situation and not only provides you with the best funds, but also with those that fit best in your portfolio.

In order to provide you with better insight in our offering you find an example of packages 1 and 2.



EXAMPLE OF PACKAGE 1

Detailed information on performance of the 100 best asset managers of a strategy (black circle).
Selection to be made on your input (3, 5, 10, 15 years or specific period).



Universe: eVestment Global Large Cap Equity

Results displayed in USD using Spot Rate (SR).

Chart 1: Return vs Standard Deviation example of top 100 strategies within universum.



COMPLETE OFFERING

- 1 Provide longlist of 100 strategies based on performance.
€ 500
- 2 Provide shortlist of 10 strategies based on performance and statistical analysis. We will include the statistical data most relevant to you (alpha, beta, tracking error, sharp ratio, up-market capture, down market capture and more statistics).
€ 2,000
- 3 Provide shortlist of 10 strategies, next to the information mentioned in point 2; a summary per strategy and strength and weakness analyses that includes:

 - Did the past performance result from certain style tilts that will also persist into the future?
 - Are there any Alpha risks that need special attention?

€ 3,500
- 4 Price negotiations (to discuss, depending on number of candidates, location, strategy).
To be discussed



5 Analysis of 5 candidates; does the strategy fit within the current structure and style of your portfolio?

Our goal is not only to identify strategies with superior performances - we also want to identify strategies that fit best into your current portfolio. To achieve that, we analyse the style and risks of a fund, and also the impact of that strategy on your current portfolio composition.

€ 3,500

In combination with package 3

€ 6,000

6 Onsite Due Diligence. Meet with the team onsite and write a report containing:

- firm and ownership
- structure
- remuneration incentives key personnel
- stability firm and personnel
- decision structure
- key inefficiencies exploited by the strategy
- ESG integration
- portfolio construction
- one on one interviews with investment team members
- expectations on periods of out- and underperformance
- operational strength
- systems and compliance (to discuss, depending on location, strategy)

To be discussed



EXAMPLE OF PACKAGE 2

Provide shortlist of 10 strategies based on performance and statistical analysis. Next to the details in package 1. You will get complete insight in the top 10.

10 Years As Of: 6/30/2019

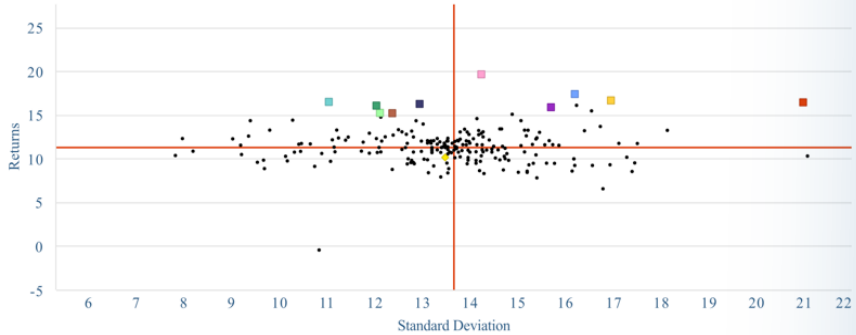
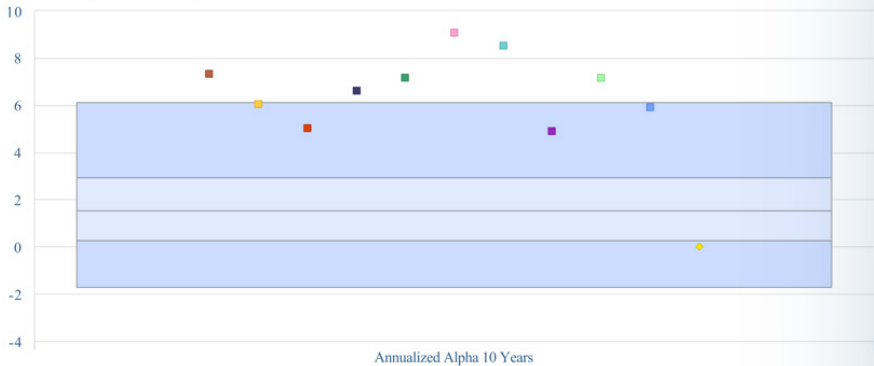


Chart 2: Return vs Standard Deviation scatter example of top 10 strategies vs universum.

Annualized Alpha as of: June 30, 2019



■ Strategy 1
 ■ Strategy 2
 ■ Strategy 3
 ■ Strategy 4
 ■ Strategy 5
■ Strategy 6
 ■ Strategy 7
 ■ Strategy 8
 ■ Strategy 9
 ■ Strategy 10

◆ MSCI Index: MSCI
 ACWI-ND

Universe: eVestment Global Large Cap Equity

Results displayed in USD using Spot Rate (SR).

MSCI ACWI-ND

Chart 3: Annualized Alpha example of top 10 strategies vs universum.



Returns as of: June 30, 2019

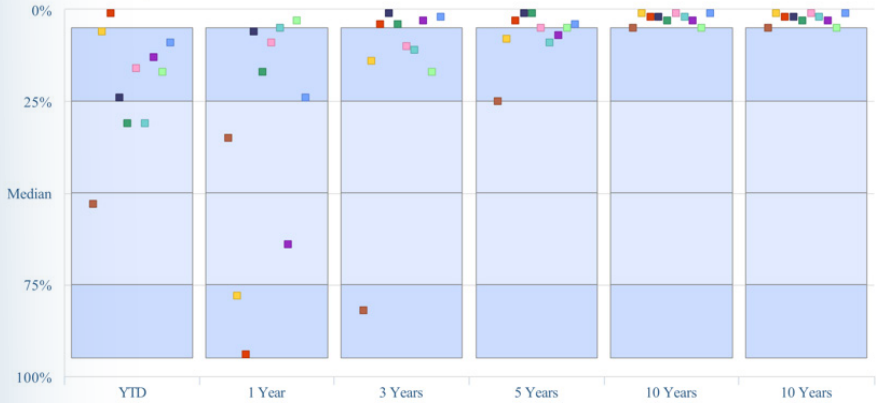
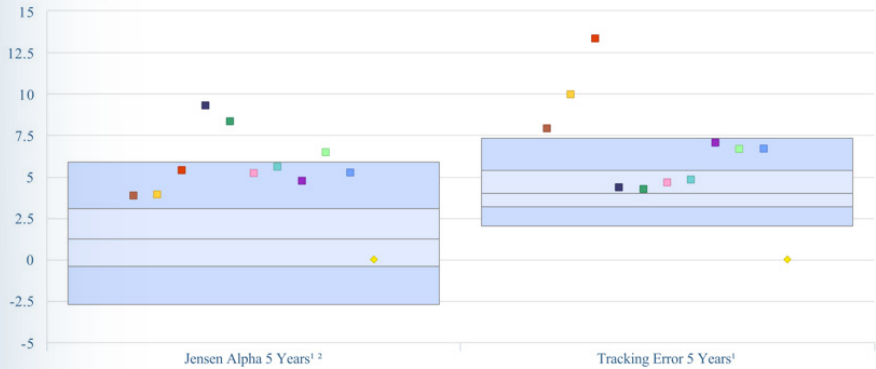


Chart 4: Return Distribution example of top 10 strategies vs universum.

As Of: June 30, 2019



- Strategy 1
- Strategy 2
- Strategy 3
- Strategy 4
- Strategy 5
- Strategy 6
- Strategy 7
- Strategy 8
- Strategy 9
- Strategy 10

◆ MSCI Index: MSCI ACWI-ND

Universe: eVestment Global Large Cap Equity

Results displayed in USD using Spot Rate (SR).

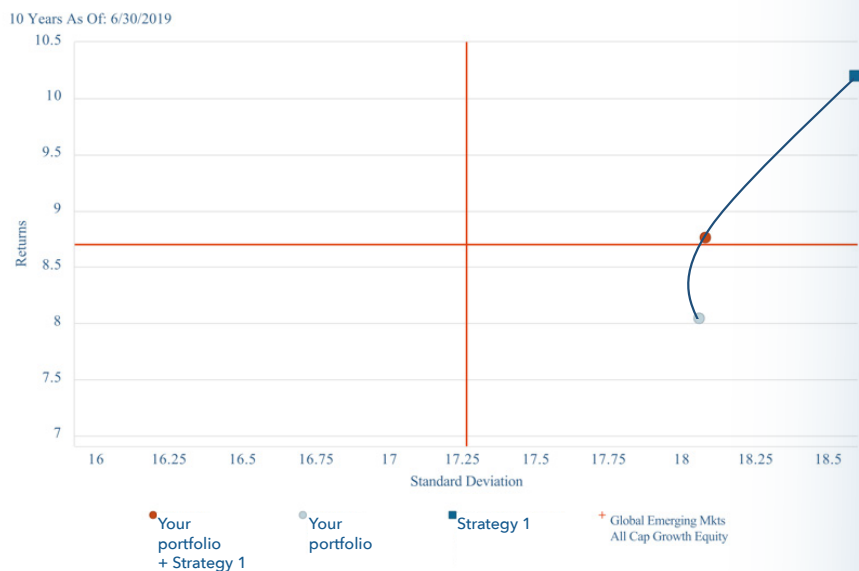
¹MSCI ACWI-ND; ²FTSE 3-Month T-Bill

Chart 5: Alpha and Tracking Error top 10 strategies vs universum



PORTFOLIO OPTIMISATION

The main benefit of our analysis is that the strategy/fund selection is based on a best-fit-in-your-portfolio approach. It is tailored to your current situation and not only provides you with the best strategies, but with the strategies that optimize the composition of your entire portfolio, based on statistical analyses.



Universe: eVestment Global Emerging Mkts All Cap Growth Equity

Results displayed in USD using Spot Rate (SR).

Chart 6: Risk Return Scatter, Portfolio optimisation

The example above shows the change of your current portfolio when adding a new strategy. For the best fit we optimize the portfolio by searching the strategy that enhance returns for the same amount of risk or reduces the risk with the same return.



ABOUT CANDORIS

Candoris is a small entrepreneurial company that brings investment strategies (www.candoris.nl) at the doorstep of institutional investors and wholesale distributors.

We only represent investment strategies with a strong, repeatable investment process and a proven track record of just a few dedicated asset management companies. Typically employee owned boutique asset managers with concentrated high-alpha generating strategies and long track records.

We create better access for investors by setting up UCITS and alternative funds under our own Candoris fund range (www.candoris-fundsolutions.com).

We offer support with manager selection (www.candoris.nl/manager-selection).

We are a team of 5, have 23 investors that invested a total of over USD 1.1 Billion with our managers. We market in The Netherlands, Norway, Sweden, Finland, Denmark, Germany, Austria, Switzerland and Ireland.

THE CANDORIS TEAM



Martijn van Vliet



Rick van de Kamp



Florian Bankeman




Tanya Lutsyk



Rogier van de Kamp





Contact information Candoris

T +31(0)707 113 846

Koninginnegracht 46, 2514AD The Hague The Netherlands

Florian.bankeman@candoris.nl

Candoris strategies: www.candoris.nl

Candoris fund solutions: www.candoris-fundsolutions.com