

The Fund

Dealing frequency	Daily
Currency	USD
Type	UCITS
Benchmark	50% GBI-EM/50% EMBI (USD)
Portfolio Manager	VanEck

The Fund

Prospectus	candoris.nl/emerging-market-debt-unconstrained/	
ISIN code Institutional	IE00BYXSG44	
AUM as of 30/06/21	131.5 m USD	
Management fee Institutional	70 bps	

The VanEck Emerging Markets Bond strategy is one of the few flexible EMD managers with a unique bottom up approach aiming to optimize portfolio risk using the distinct risk and return characteristics of each of the three EMD sub universus (HC, LC, Corporates).

Why VanEck for Emerging Market Debt?

- Unique bottom up flexible EMD strategy.
- The Strategy was among the first to combine local and hard currency bonds without allocation restrictions.
- A flexible approach is key to optimizing portfolio risk using the distinct risk and return characteristics of each of the emerging markets debt sub-universes.

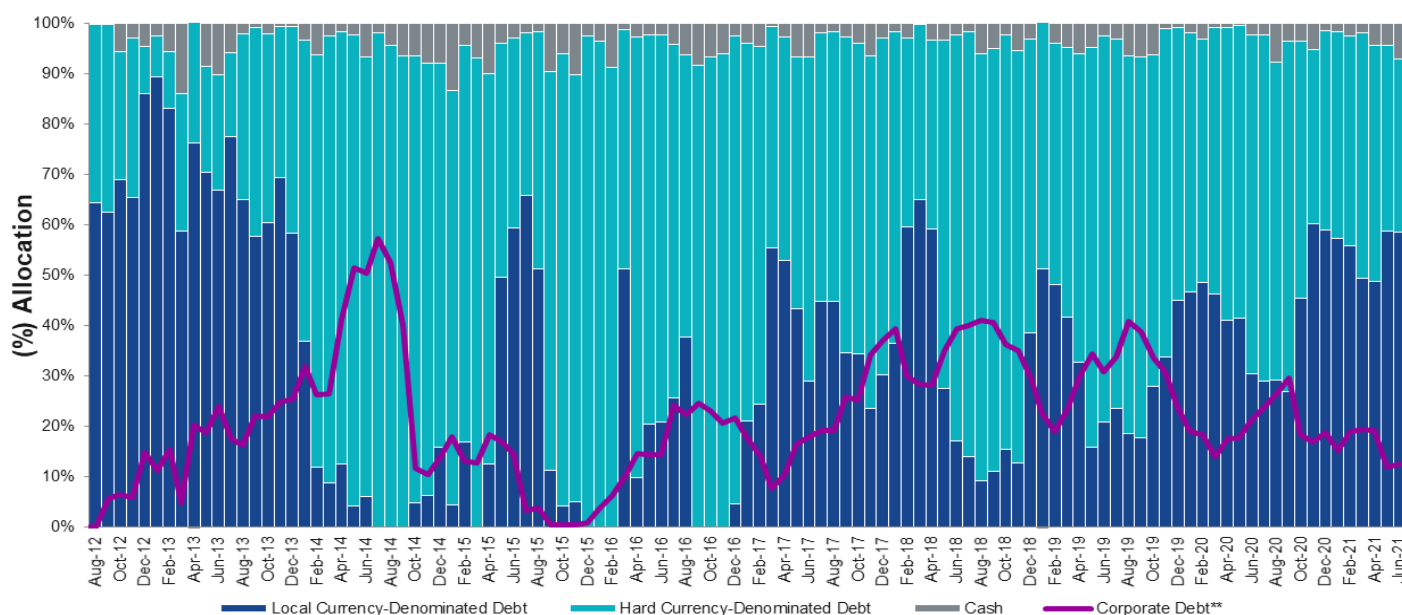
Who is VanEck?

VanEck is a privately owned Asset Manager founded in 1955 and is based in New York City. They offer innovative, actively managed investment choices in hard assets, emerging markets, precious metals including gold, fixed income, and other specialized, domestic and international assets. Clients include corporate pension plans, foundations and endowments, financial intermediaries, other institutions, and high net worth

Principal Investment philosophy

VanEck believes asset prices should reflect country and corporate fundamentals; therefore, an optimal portfolio of emerging market bonds is flexible, and invests in bonds that offer the best value relative to their fundamentals while managing risk. This philosophy provides the flexibility to invest across all EM debt sub universes and have diversification though region, sector, currency, credit, duration and maturity.

Strategy allocations over time till 30/06/2021

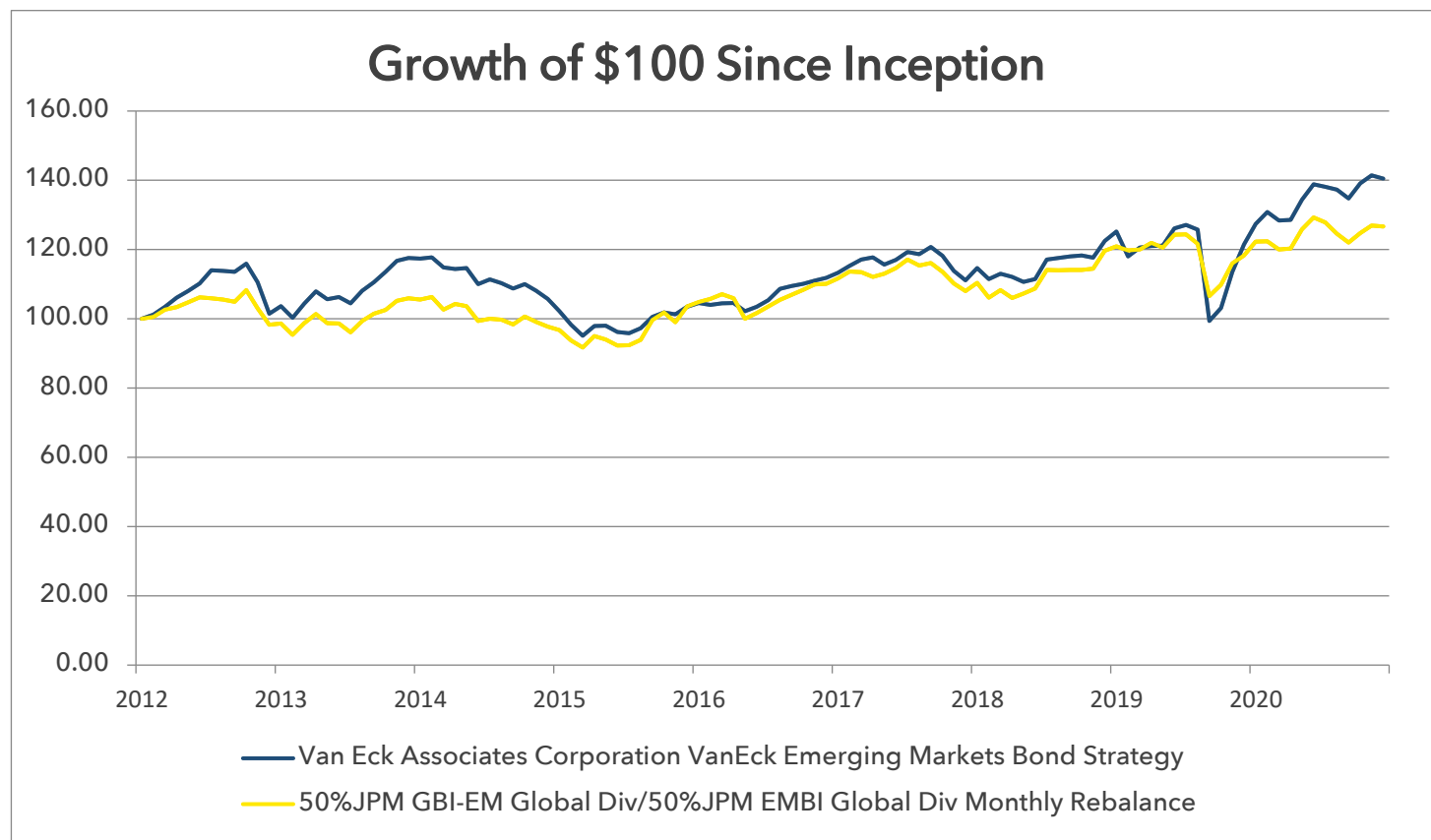


* Includes sovereign, quasi-sovereign and corporate bonds

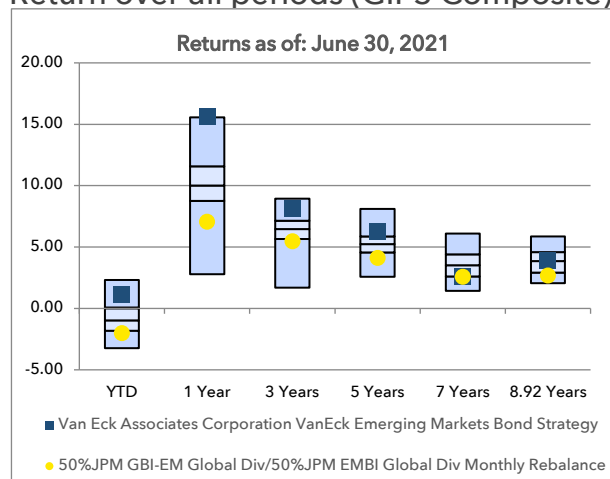
** Corporate bonds as a percentage of the Fund's holdings



Performance data VanEck Emerging Markets Bond (GIPS Compliant)



Return over all periods (GIPS Composite)



Composite data since inception:

Alpha	1.10
Beta	1.11
Std Dev	11.57
UMC	107.38
DMC	97.55
Information Ratio	0.21
Tracking Error	5.74
Sharpe Ratio	0.28

Source: eVestment, data as of 30/06/2021, gross of fees

Disclaimer:
 This information is proprietary and cannot be reproduced or distributed. Certain information may be received from sources Candoris B.V. considers reliable; Candoris B.V. does not represent that such information is accurate or complete. Certain statements contained herein may constitute "projections," "forecasts" and other "forward-looking statements" which do not reflect actual results and are based primarily upon applying retroactively a hypothetical set of assumptions to certain historical financial data. Actual results, performance or events may differ materially from those in such statements. Any opinions, projections, forecasts and forward-looking statements presented herein are valid only as of the date of this document and are subject to change. Nothing contained herein should be construed as (i) an offer to buy any security or (ii) a recommendation as to the advisability of investing in, purchasing or selling any security. Candoris B.V. assumes no obligation to update any forward-looking information.
 Past performance is no guarantee of future results.