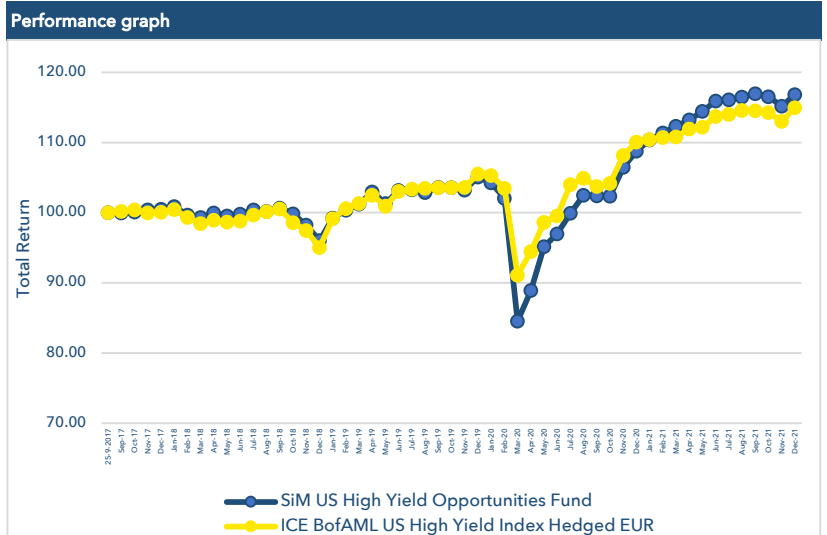


## SIM US High Yield Opportunities Euro hedged Institutional (Dis)

Factsheet data as of: **31-12-2021**

Fund	
Launch date fund	25-9-2017
Launch date shareclass	28-9-2017
Dealing frequency	Daily
Currency	EUR
Type	Distributive
UCITS	Yes
ISIN	IE00BF1XKQ87
Bloomberg ticker	SIMHEHI
Benchmark	ICE BofAML US High Yield Index Hedged EUR
Portfolio Manager	Strategic Income Management, LLC
AUM	\$ 149,718,092
NAV	94.75 as of 31-12-2021
Management fee	0.60%
Other expenses	0.15%
Hedging expenses	0.08%
TER (Total expense ratio)	0.83%
Auditor	Deloitte
Offering documents	<a href="http://www.candoris.nl">www.candoris.nl</a>



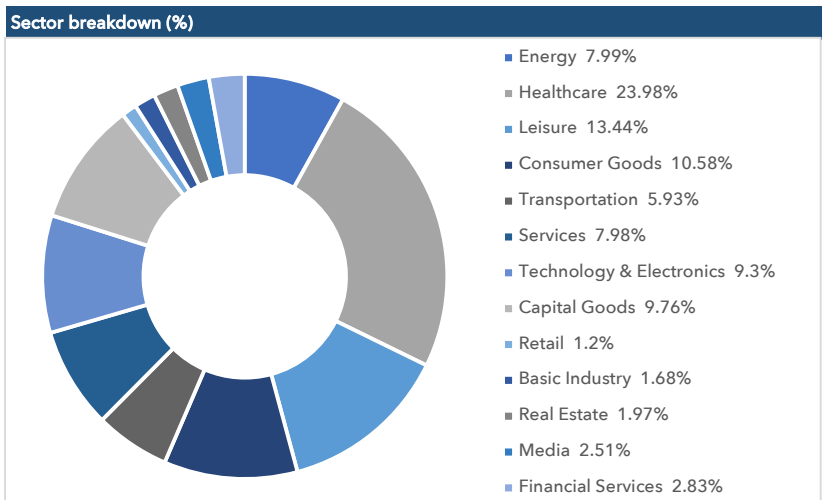
Risk indicator	4
The risk indicator is an official measure of the risk associated with investing in the fund. The indicator runs on a scale from 1 to 7, wherein 1 represents the lowest risk. Low risk is usually associated with low returns, while the higher risk associated with higher returns.	

Performance table	1M	YtD	1 Year	3 Year*	S. inception*
SIM US High Yield Opportunities Euro hedged Institutional (Dis)*	+1.41%	+7.38%	+7.38%	+6.75%	+3.66%
ICE BofAML US High Yield Index Hedged EUR	+1.72%	+4.45%	+4.45%	+6.55%	+3.27%
<b>Outperformance vs Benchmark</b>	<b>-0.31%</b>	<b>+2.93%</b>	<b>+2.93%</b>	<b>+0.20%</b>	<b>+0.38%</b>

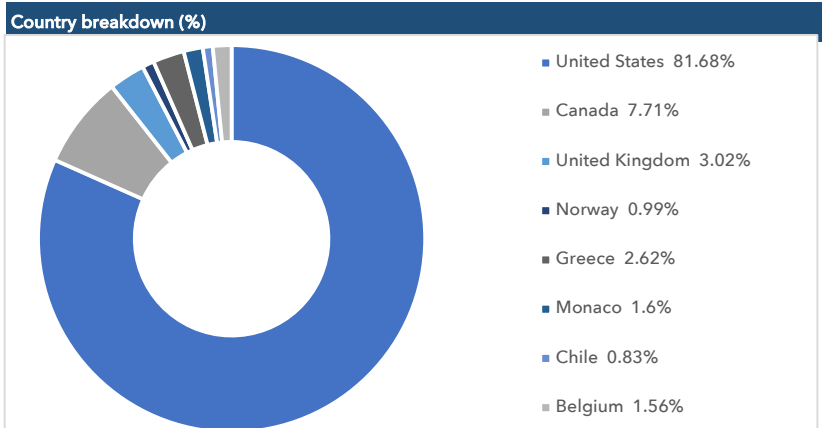
\*Performance is annualised. Source: Merrill Lynch and Royal Bank of Canada. \*Distributed payout reinvested

Fund characteristics	Fund	Benchmark	Difference
Yield to Maturity	5.01	4.92	+0.09
Yield to Worst	4.64	4.28	+0.36
Effective Duration	3.64	3.82	-0.18
Maturity (years)	6.71	7.03	-0.32
Average rating	B+	B+	
OAS	321	286	+35

Source: SIM, ICE BofAML and Royal Bank of Canada.



Investment objective
The Fund's investment objective is to seek: (i) high current income; and (ii) capital appreciation. The Fund seeks to implement its investment objective by primarily investing in a diversified portfolio of fixed income securities which may be fixed and/or floating rate, of any maturity and that are generally rated below investment grade. These types of securities are commonly referred to as "high yield" or "junk" fixed income securities.



Portfolio manager
Strategic Income Management, LLC (SiM) is an independent and 100% employee-owned company dedicated to the goal of providing superior high yield fixed income investment management for institutional clients. Combining a high quality, focused and experienced team with proven investment approaches provides the foundation for achieving long-term client objectives.

Top 10 Holdings	
GACHLD 12 08/15/25	1.93%
RRR 4 ½ 02/15/28	1.78%
ELAN 4.9 08/28/28	1.78%
BYD 4 ¾ 06/15/31	1.76%
ACHC 5 ½ 07/01/28	1.75%
MD 6 ¼ 01/15/27	1.67%
SEM 6 ¼ 08/15/26	1.66%
THS 4 09/01/28	1.66%
THC 4 ¾ 01/01/26	1.59%

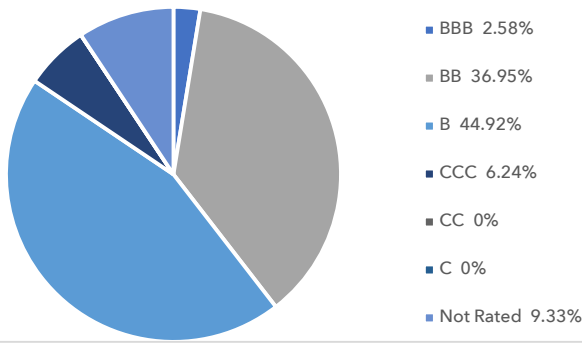
Source: SIM and Royal Bank of Canada.

Contact information	
Contact Martijn van Vliet Phone +31 637009338 Email <a href="mailto:martijn@candoris.nl">martijn@candoris.nl</a>	Contact Rick van de Kamp Phone +31637089322 Email <a href="mailto:rick.van.de.kamp@candoris.nl">rick.van.de.kamp@candoris.nl</a>

**SIM US High Yield Opportunities Euro hedged Institutional (Dis)**

Factsheet data as of: **31-12-2021**

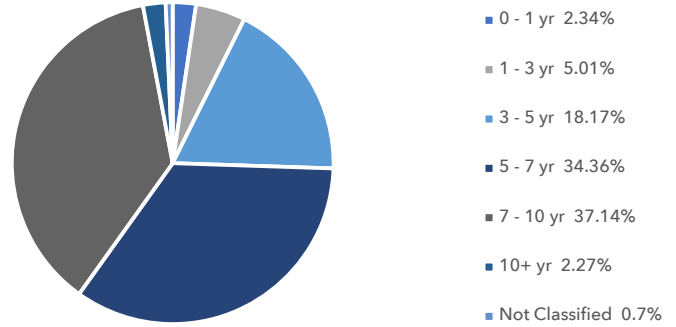
**Rating distribution (%)**



Reflects the rating assessed by Standard & Poor's (S&P). If a security is not rated by S&P, the rating represents the rating assessed by Moody's as converted to the equivalent

Source: SiM and Royal Bank of Canada.

**Maturity distribution(%)**



Equities and foreign exchange holdings are excluded. May not equal 100% due to rounding.

Source: SiM and Royal Bank of Canada.

**Monthly comments**

Our performance was notably poor this quarter. We underperformed the peer group by a meaningful 37bps and the index by 51bps.

Sector allocation was a modest -8bps of the overall underperformance. Our underweight in Telecom added a positive 9bps due to delays in that sector completing 5G spectrum sales and rollouts while our underweight in Automotive was -7bps due to the primary issuer inside the sector, Ford Motor, tendering for bonds they issued during the pandemic. The overweight we held in Health Care caused a -5bps impact due to the Omicron Covid concerns.

Issuer Selection impacted us by -40bps. Half of that, -19bps, was from holdings inside the Energy sector. While two of the top three performers in the quarter were Energy companies several within the sector were bottom performers.

A new approach is being taken with the Energy sector. Given the outperformance of our E&P bond holdings and the limited relative value remaining we have sold over half of these positions and shifted some of the proceeds to Pipeline MLP equities. Pipeline MLPs are far less effected by movements in the price of commodities and are more akin to take-or-pay businesses where their profits are determined based on throughput, which is substantially less volatile than commodity prices. They also have many other positive attributes that make them more defensive than E&Ps such as cost inflation protection and minimum volume throughput guarantees.

The MLP fundamentals have also improved along with the broader energy market. The companies are less focused on growth and more focused on returning cash to shareholders. Our MLP positions pay a dividend yield of 7.25% while maintaining plenty of excess cash flow to protect against future down periods (their coverage ratios are very high). Beside the excess dividend yield we see an attractive capital risk/reward. Broadly we expect Pipeline MLP's to perform better than E&P HY Bonds in a flat or rising oil price environment and in falling oil price environments given our beta adjusted exposure. The one scenario our Pipeline MLP's will likely underperform E&P HY Bonds is during a more minor 10-20% oil price correction. This is what occurred in the quarter from the time the MLP's were added to the portfolio. Over time Pipeline MLP's are 70% correlated with High Yield performance with a ~2 beta. Beta adjusted our overall exposure to the Energy sector as a whole remains essentially the same just with a different, more defensive mix. At 9/30/21 (8% E&P, 2% Servicers, 0% MLP). At 12/31/21 (4% E&P, 1% Servicers, 3% MLP).

Although nothing was large in magnitude a number of items culminated for the remainder of Issuer Selection underperformance. Supply chain and cost inflation produced modest pressure on names like; Simmons Foods, Treehouse Foods, Qorvo and QVC. The concern over the Omicron COVID strain put modest pressure on names in the Gaming & Leisure space. Most of the positions effected in the quarter were core positions that have done well so there was no follow through toward the end of the quarter when the market improved.

During the quarter there were a few notable changes to the portfolio. As mentioned above the Energy sector was reduced by 2% with reductions in E&P partially replaced by Pipeline MLP's. The Shipping sector was reduced by 2% (8% to 6%) from sales of bonds that have done well and are no longer out of favor. On the other side, Technology & Electronics was increased by 3% and Services by 1% with core purchases. The above is consistent with our movement from out of favor to core that has been occurring over the past five quarters.

**Disclaimer 1**

The CANDORIS ICAV is regulated by the Central Bank of Ireland. No part of this document is to be reproduced without our written permission. The information contained herein does not purport to be comprehensive and is strictly for information purposes only. It does not constitute an offer or an invitation to invest. No party should treat any of the contents herein as advice in relation to any investment. While all reasonable care has been given to the preparation of this information, no warranties or representation express or implied are given or liability accepted by the CANDORIS ICAV or its affiliates or any directors or employees in relation to the accuracy fairness or completeness of the information contained herein. Any opinion expressed (including estimates and forecasts) may be subject to change without notice. We or any of our connected or affiliated companies or their employees may have a position in, or may have provided within the last twelve months, significant advice or investment services in relation to any of the securities or related investments referred to in this document.

**Disclaimer 2**

In publishing this Fund Performance Sheet, the CANDORIS ICAV aims to provide a summary of the Fund's activity and performance in the previous month which may be of interest to you. This document is not intended to constitute an offer or solicitation for the purchase or sale of any financial instruments, trading strategy, product or service and does not take into account the investment objectives, knowledge and experience or financial situation of any particular person. Investors should obtain advice based on their own individual circumstances from their own tax, financial, legal and other advisors before making an investment decision, and only make such decisions on the basis of the investor's own objectives, experience and resources.

**Disclaimer 3**

In Switzerland, the Fund may only be offered or distributed to qualified investors. The Fund's Representative in Switzerland is Waystone Fund Services (Switzerland) SA, Av. Villamont 17, 1005 Lausanne, Switzerland, Tel: +41 21 311 17 77, email: info@oligofunds.ch. The Fund's paying agent is Helvetische Bank AG. Any Fund Documentation may be obtained free of charge from the Swiss Representative. In respect of the Shares distributed in or from Switzerland, the place of performance and jurisdiction is Lausanne (Switzerland).