



Candoris

Access to the world's best investment strategies.



Letko Brosseau Emerging Markets Equity versus your Strategies and Peers

Performance data as of:
6/2024



◆ Letko, Brosseau & Associates Inc.:
LetkoBrosseau Emerging Markets

■ GQG Partners LLC: GQG Partners Emerging Markets Equity

● Acadian Asset Management LLC: Emerging Markets Equity

◆ Baillie Gifford & Co: Emerging Markets All Cap

▲ Driehaus Capital Management LLC: Driehaus Emerging Markets Growth

Letko Brosseau Emerging Markets Equity

Letko Brosseau vs your Strategies, Benchmark and Peers



Firm Name	Vehicle Name	YTD	1 Year	3 Years	5 Years	7 Years	10 Years	Since Inception
Letko, Brosseau & Associates Inc.	Emerging Markets (USD)	-2.77	4.68	5.51	7.78	7.25	6.94	5.29
Acadian Asset Management LLC	Emerging Markets Equity Composite	12.48	24.16	1.66	7.88	6.32	5.37	4.43
Driehaus Capital Management LLC	Driehaus Emerging Markets Growth	12.23	18.17	-2.71	6.84	7.40	5.89	5.60
GQG Partners LLC	GQG Partners Emerging Markets Equity Total Composite	16.58	34.34	5.09	11.11	10.86	---	---
Baillie Gifford & Co	Emerging Markets All Cap Segregated	10.95	15.29	-6.57	4.43	6.17	5.55	4.73
MSCI Index	MSCI EM-ND	7.49	12.55	-5.07	3.10	3.54	2.79	1.91

Performance in the table above is annualized and in %

Source: eVestment
Data quoted is past GROSS of fee performance and current performance may be lower or higher. Past performance is no guarantee of future results.
Investment return and principal value of an investment will fluctuate

FOR INVESTMENT PROFESSIONAL USE ONLY

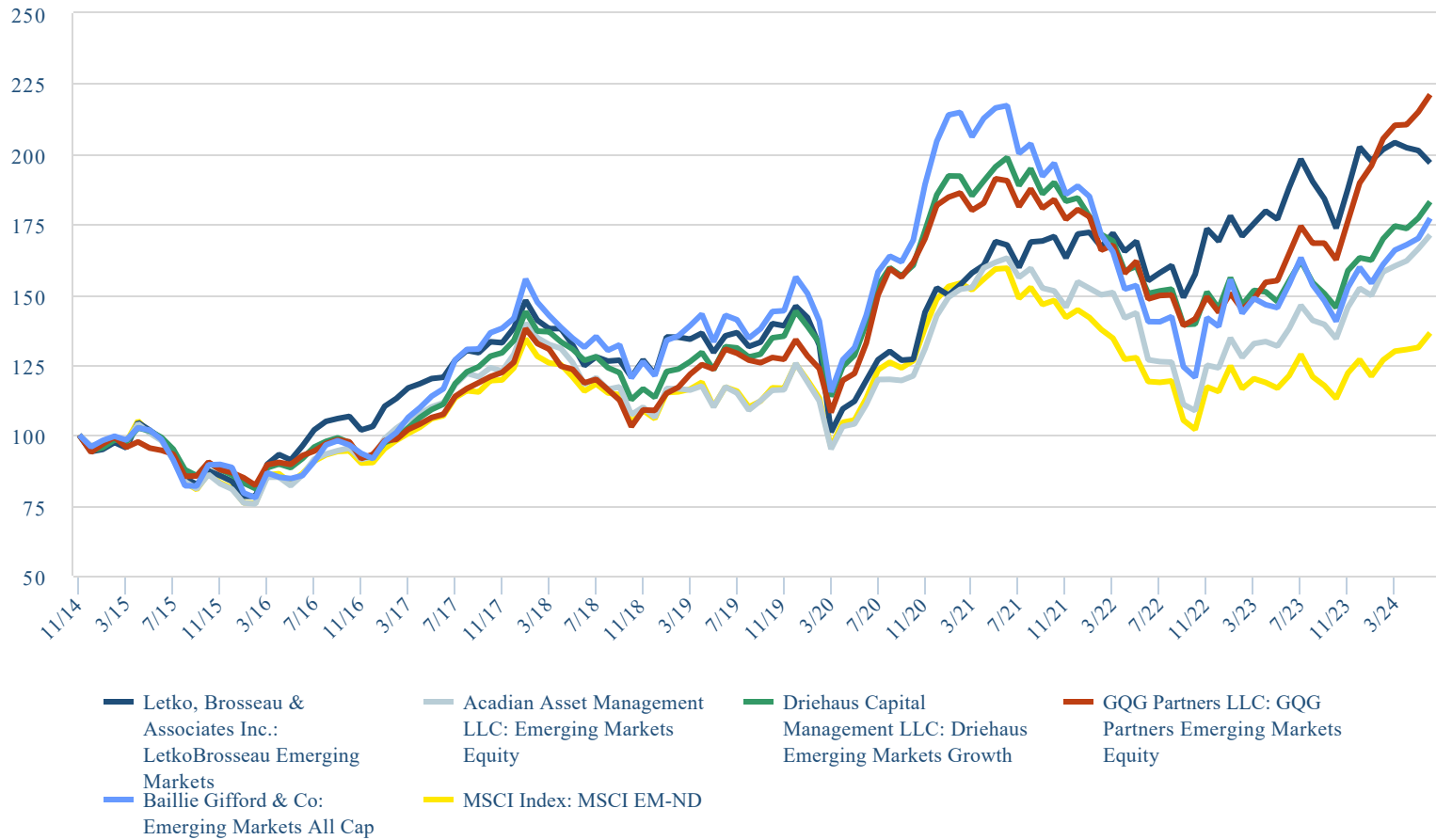


Candoris

Access to the world's best investment strategies.

Growth of \$100

Letko Brosseau vs your Strategies, Benchmark and Peers



Results displayed in USD using Spot Rate (SR).

Source: eVestment
 Data quoted is past GROSS of fee performance and current performance may be lower or higher. Past performance is no guarantee of future results.
 Investment return and principal value of an investment will fluctuate

FOR INVESTMENT PROFESSIONAL USE ONLY

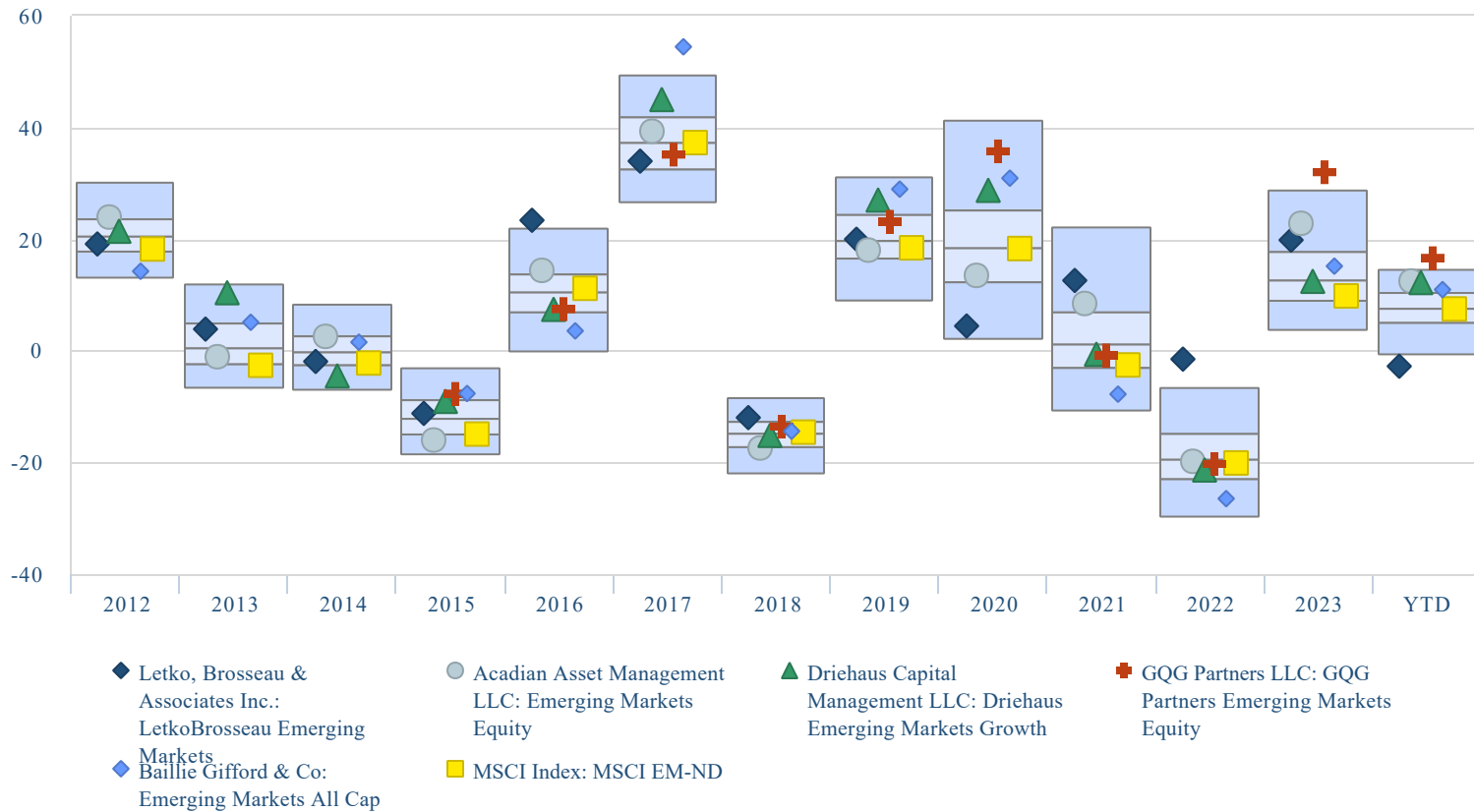


Candoris

Access to the world's best investment strategies.

Calendar Year Returns

Letko Brosseau vs your Strategies, Benchmark and Peers



Universe: eVestment Global Emerging Mkts Equity

Results displayed in USD using Spot Rate (SR).

Source: eVestment
 Data quoted is past GROSS of fee performance and current performance may be lower or higher. Past performance is no guarantee of future results.
 Investment return and principal value of an investment will fluctuate

FOR INVESTMENT PROFESSIONAL USE ONLY



Candoris

Access to the world's best investment strategies.

Trailing Returns

Letko Brosseau vs your Strategies, Benchmark and Peers



Universe: eVestment Global Emerging Mkts Equity

Results displayed in USD using Spot Rate (SR).

Source: eVestment
 Data quoted is past GROSS of fee performance and current performance may be lower or higher. Past performance is no guarantee of future results.
 Investment return and principal value of an investment will fluctuate

FOR INVESTMENT PROFESSIONAL USE ONLY

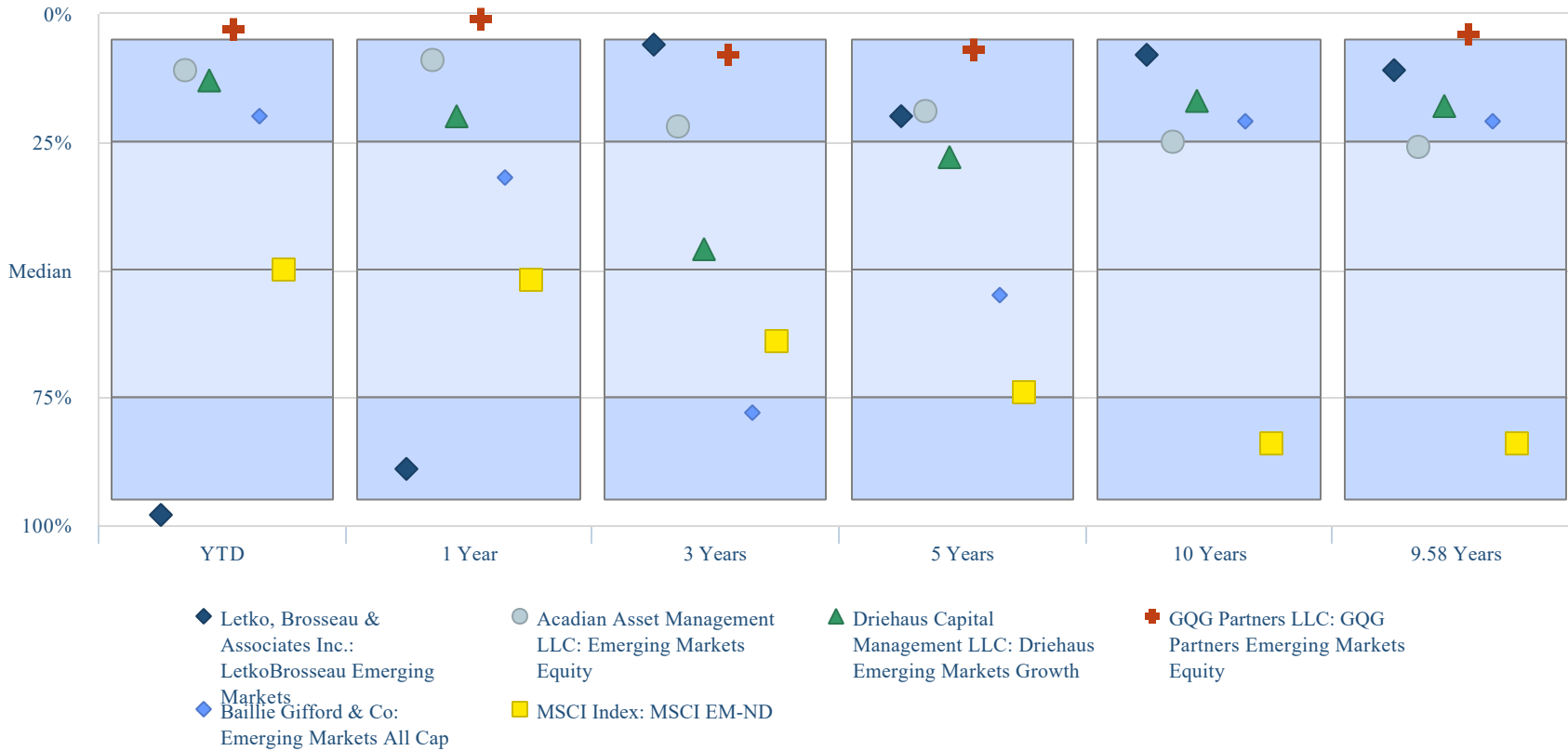


Candoris

Access to the world's best investment strategies.

Trailing Returns Median

Letko Brosseau vs your Strategies, Benchmark and Peers



Universe: eVestment Global Emerging Mkts Equity

Results displayed in USD using Spot Rate (SR).

Source: eVestment
 Data quoted is past GROSS of fee performance and current performance may be lower or higher. Past performance is no guarantee of future results.
 Investment return and principal value of an investment will fluctuate

FOR INVESTMENT PROFESSIONAL USE ONLY



Candoris

Access to the world's best investment strategies.

Trailing Returns

Letko Brosseau vs your Strategies, Benchmark and Peers



Universe: eVestment Global Emerging Mkts Equity

Results displayed in USD using Spot Rate (SR).

Source: eVestment
 Data quoted is past GROSS of fee performance and current performance may be lower or higher. Past performance is no guarantee of future results.
 Investment return and principal value of an investment will fluctuate

FOR INVESTMENT PROFESSIONAL USE ONLY

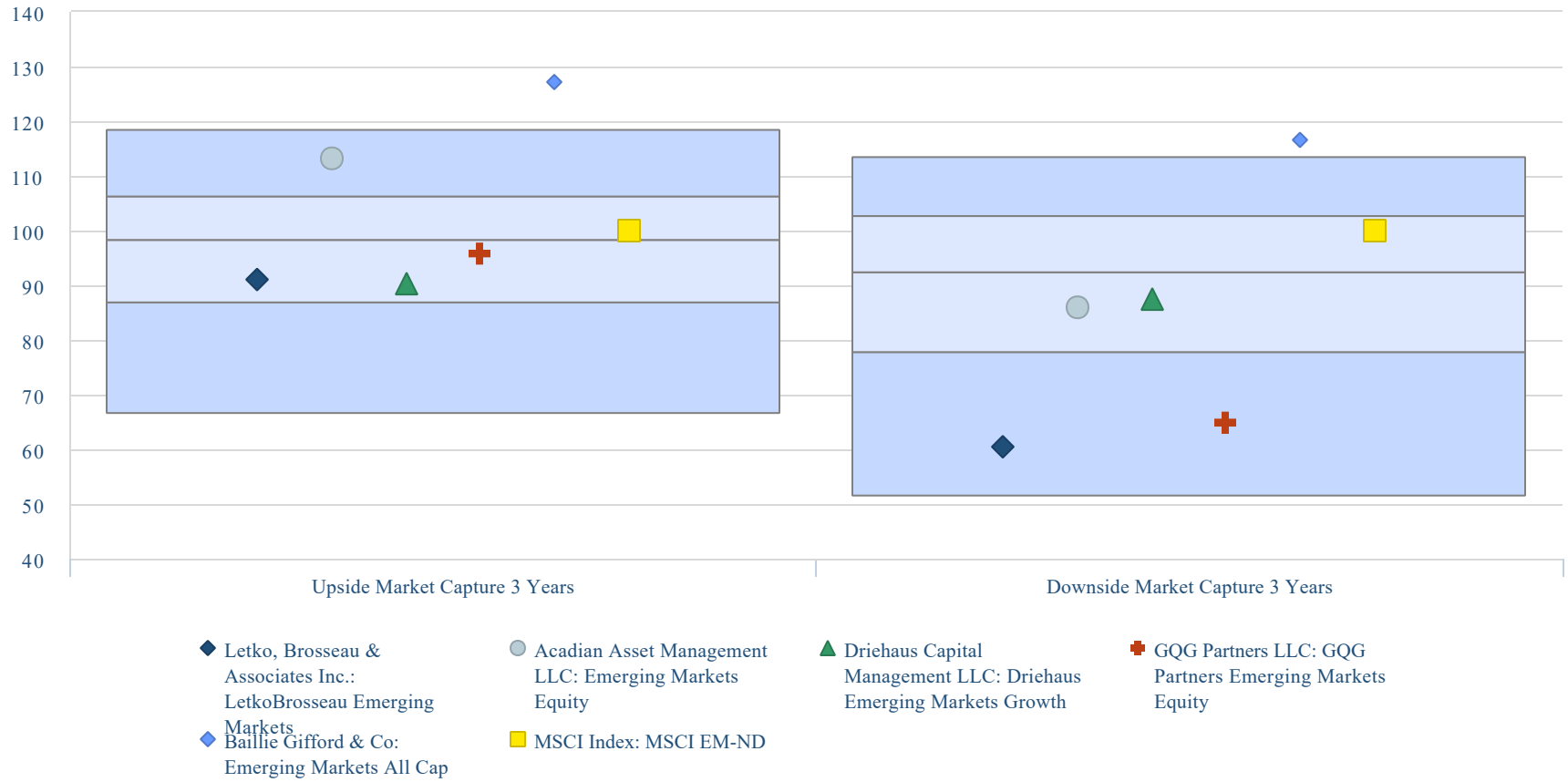


Candoris

Access to the world's best investment strategies.

Upside- & Downside Market Capture 3 Years

Letko Brosseau vs your Strategies, Benchmark and Peers



Universe: eVestment Global Emerging Mkts Equity

Results displayed in USD using Spot Rate (SR).

MSCI EM-ND

Source: eVestment
 Data quoted is past GROSS of fee performance and current performance may be lower or higher. Past performance is no guarantee of future results.
 Investment return and principal value of an investment will fluctuate

FOR INVESTMENT PROFESSIONAL USE ONLY

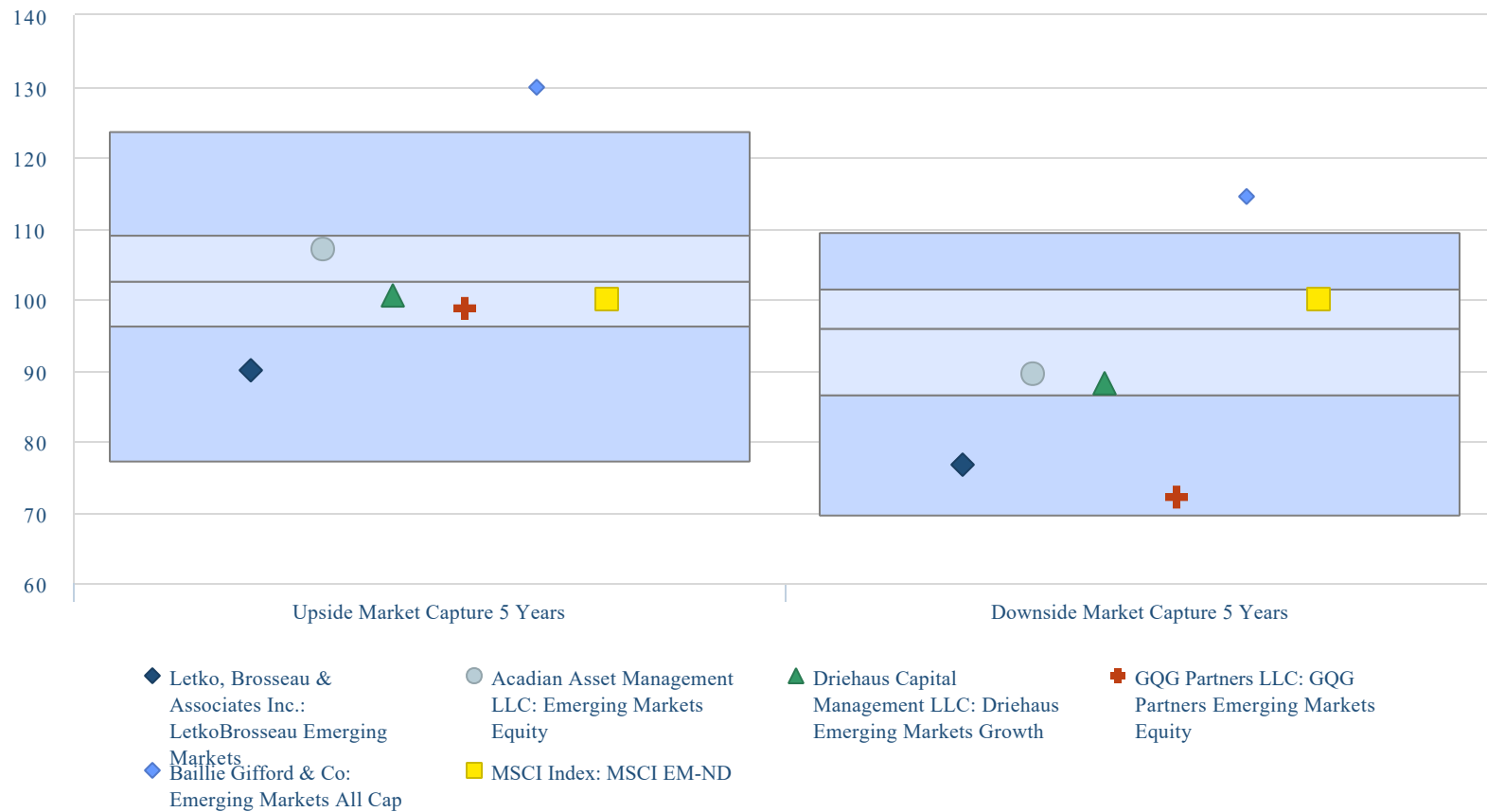


Candoris

Access to the world's best investment strategies.

Upside- & Downside Market Capture 5 Years

Letko Brosseau vs your Strategies, Benchmark and Peers



Universe: eVestment Global Emerging Mkts Equity

Results displayed in USD using Spot Rate (SR).

MSCI EM-ND

Source: eVestment
 Data quoted is past GROSS of fee performance and current performance may be lower or higher. Past performance is no guarantee of future results.
 Investment return and principal value of an investment will fluctuate

FOR INVESTMENT PROFESSIONAL USE ONLY

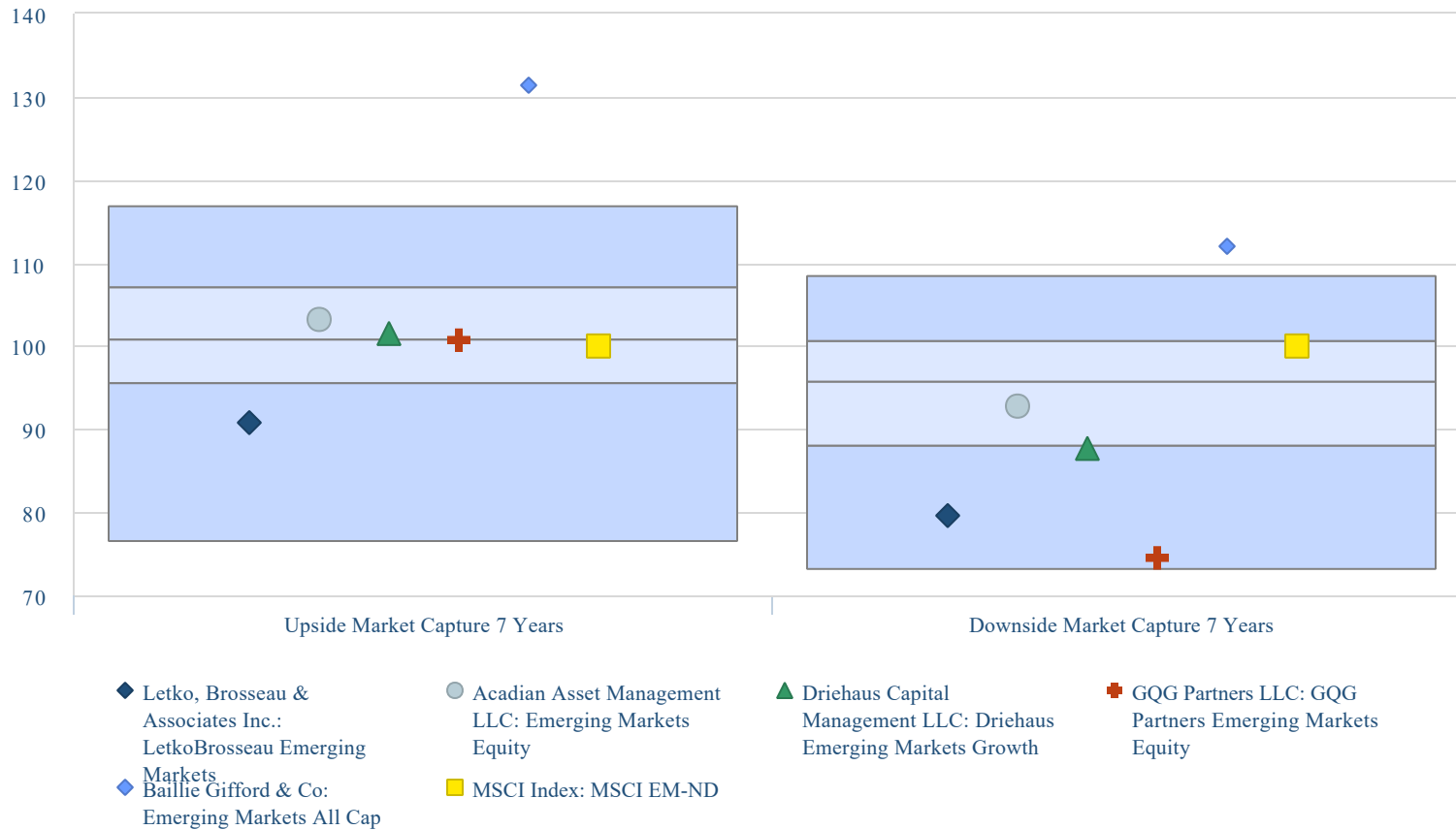


Candoris

Access to the world's best investment strategies.

Upside- & Downside Market Capture 7 Years

Letko Brosseau vs your Strategies, Benchmark and Peers



Universe: eVestment Global Emerging Mkts Equity

Results displayed in USD using Spot Rate (SR).

MSCI EM-ND

Source: eVestment
 Data quoted is past GROSS of fee performance and current performance may be lower or higher. Past performance is no guarantee of future results.
 Investment return and principal value of an investment will fluctuate

FOR INVESTMENT PROFESSIONAL USE ONLY

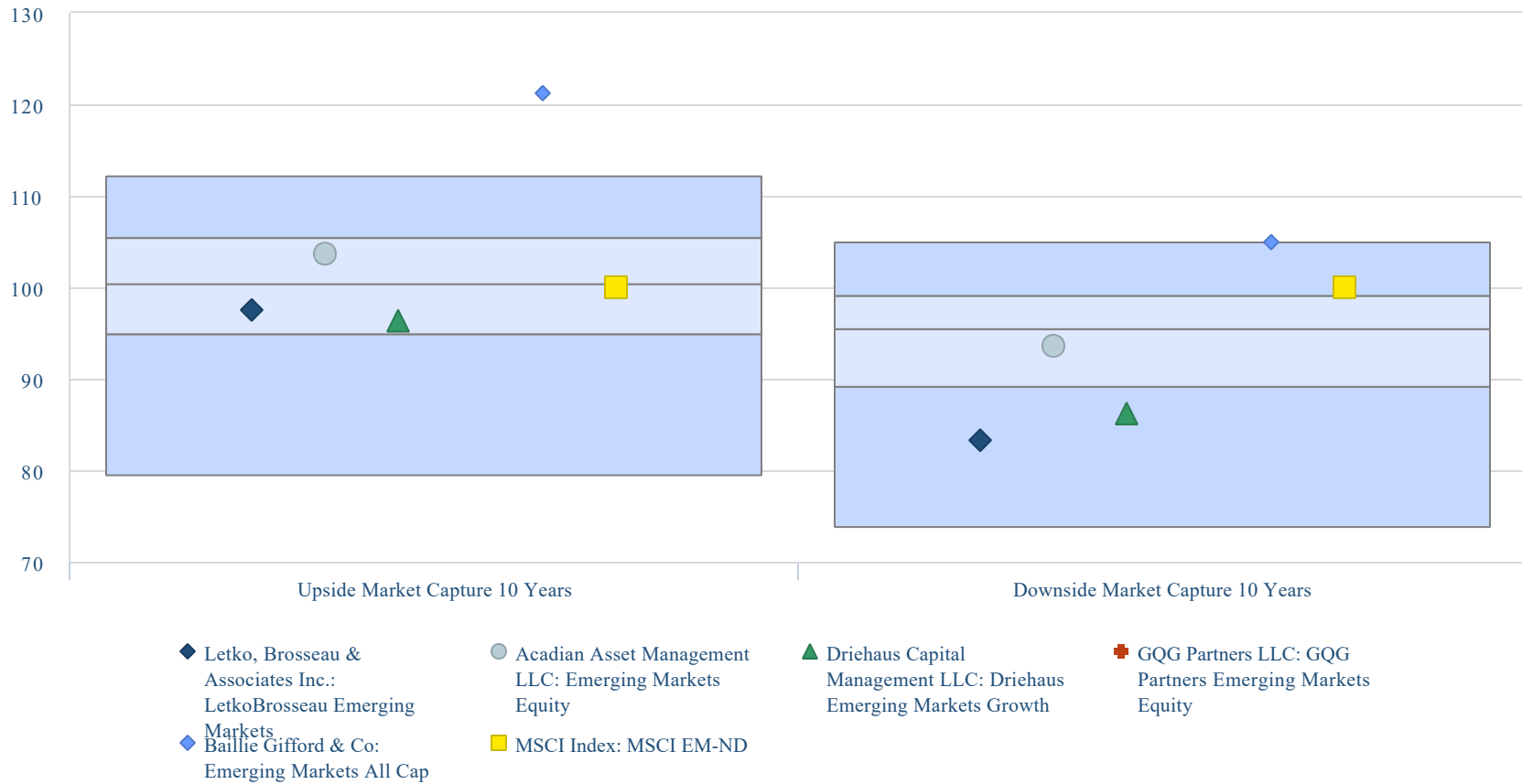


Candoris

Access to the world's best investment strategies.

Upside- & Downside Market Capture 10 Years

Letko Brosseau vs your Strategies, Benchmark and Peers



Universe: eVestment Global Emerging Mkts Equity

Results displayed in USD using Spot Rate (SR).

MSCI EM-ND

Source: eVestment
 Data quoted is past GROSS of fee performance and current performance may be lower or higher. Past performance is no guarantee of future results.
 Investment return and principal value of an investment will fluctuate

FOR INVESTMENT PROFESSIONAL USE ONLY



Candoris

Access to the world's best investment strategies.

Upside- & Downside Market Capture Since Inception

Letko Brosseau vs your Strategies, Benchmark and Peers



Universe: eVestment Global Emerging Mkts Equity

Results displayed in USD using Spot Rate (SR).

MSCI EM-ND

Source: eVestment
 Data quoted is past GROSS of fee performance and current performance may be lower or higher. Past performance is no guarantee of future results.
 Investment return and principal value of an investment will fluctuate

FOR INVESTMENT PROFESSIONAL USE ONLY

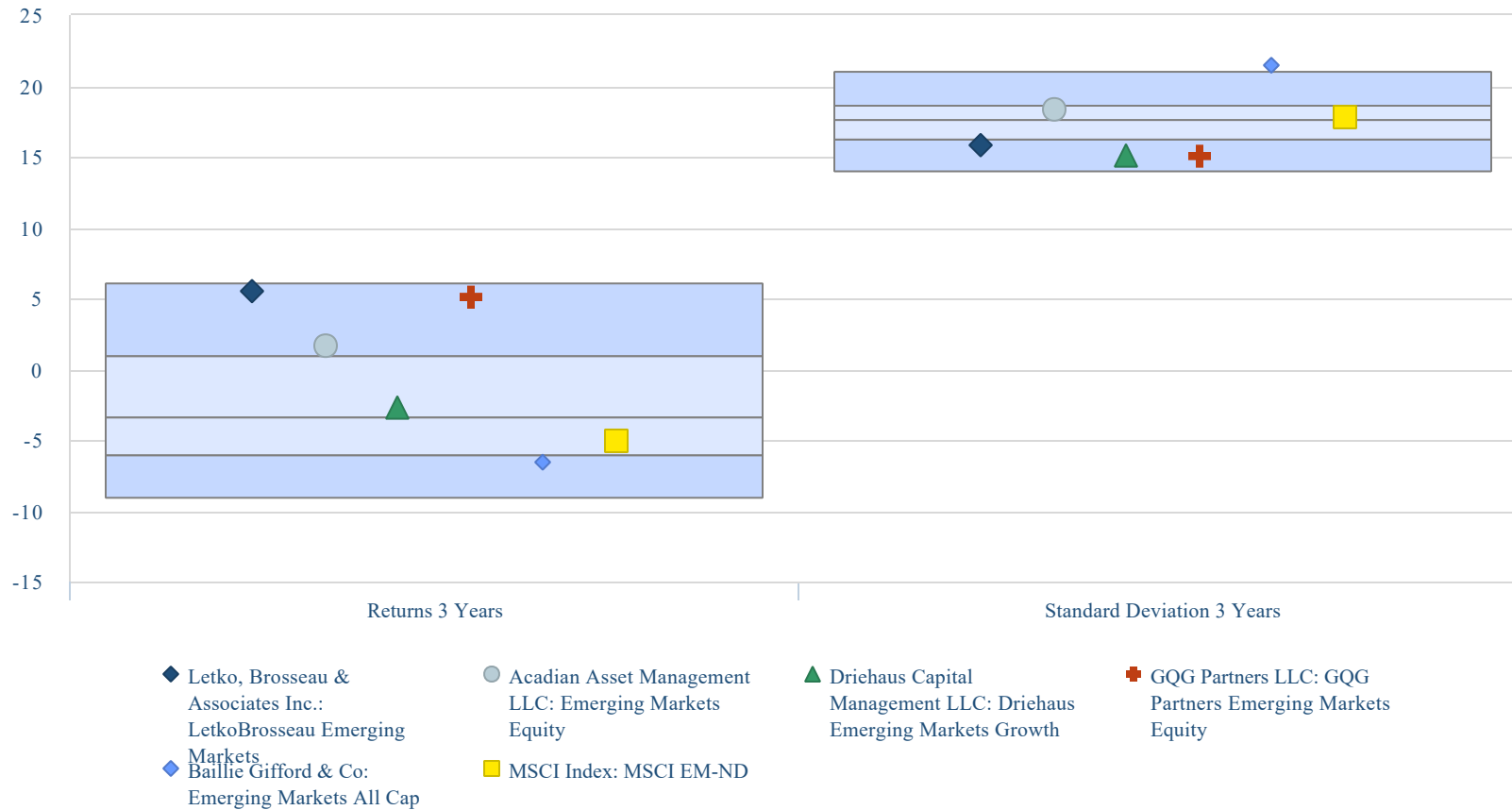


Candoris

Access to the world's best investment strategies.

Returns and Standard Deviation 3 Years

Letko Brosseau vs your Strategies, Benchmark and Peers



Universe: eVestment Global Emerging Mkts Equity

Results displayed in USD using Spot Rate (SR).

Source: eVestment
 Data quoted is past GROSS of fee performance and current performance may be lower or higher. Past performance is no guarantee of future results.
 Investment return and principal value of an investment will fluctuate

FOR INVESTMENT PROFESSIONAL USE ONLY

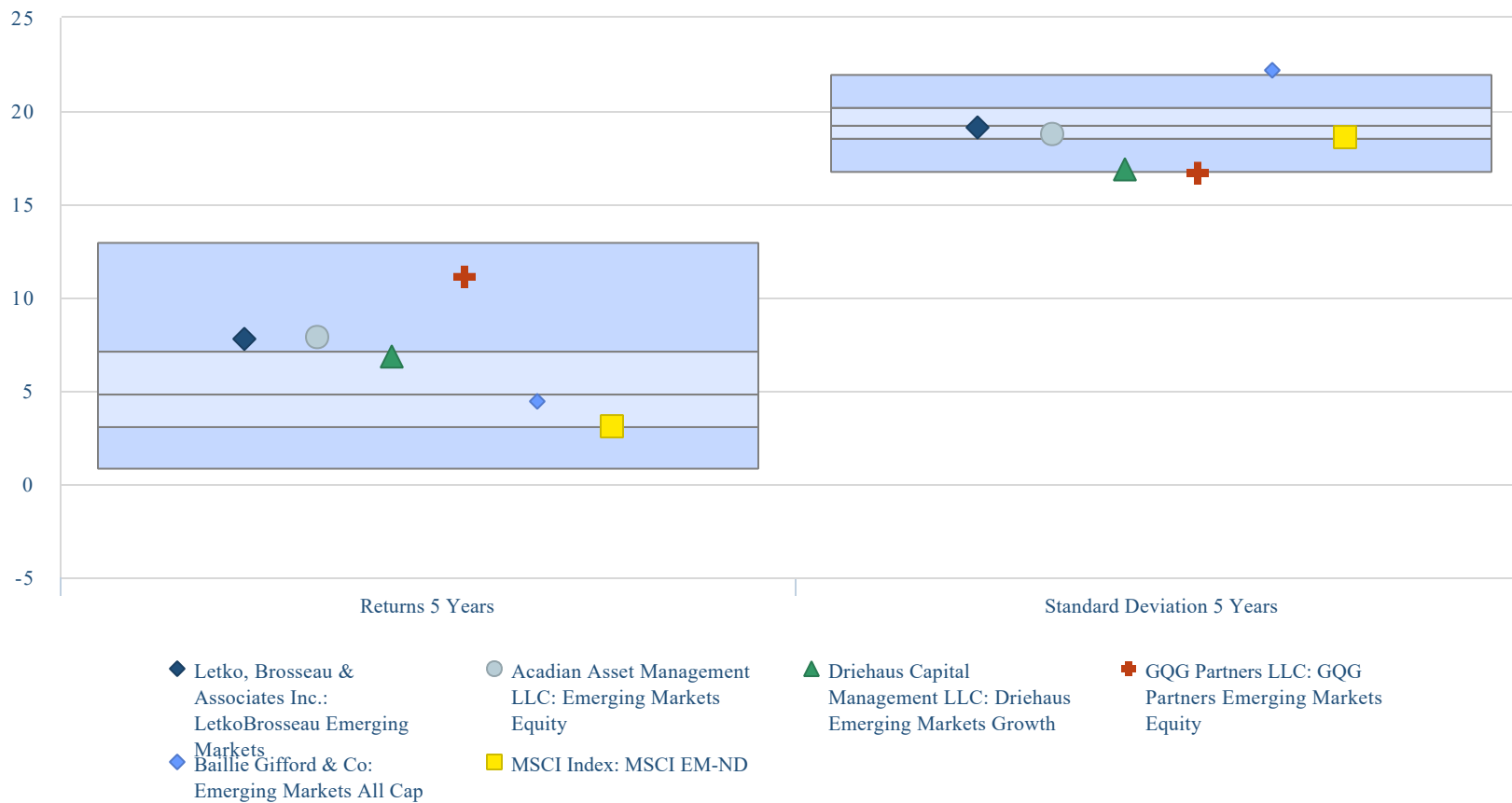


Candoris

Access to the world's best investment strategies.

Returns and Standard Deviation 5 Years

Letko Brosseau vs your Strategies, Benchmark and Peers



Universe: eVestment Global Emerging Mkts Equity

Results displayed in USD using Spot Rate (SR).

Source: eVestment
 Data quoted is past GROSS of fee performance and current performance may be lower or higher. Past performance is no guarantee of future results.
 Investment return and principal value of an investment will fluctuate

FOR INVESTMENT PROFESSIONAL USE ONLY

Returns and Standard Deviation 7 Years

Letko Brosseau vs your Strategies, Benchmark and Peers



Universe: eVestment Global Emerging Mkts Equity

Results displayed in USD using Spot Rate (SR).

Source: eVestment
 Data quoted is past GROSS of fee performance and current performance may be lower or higher. Past performance is no guarantee of future results.
 Investment return and principal value of an investment will fluctuate

FOR INVESTMENT PROFESSIONAL USE ONLY

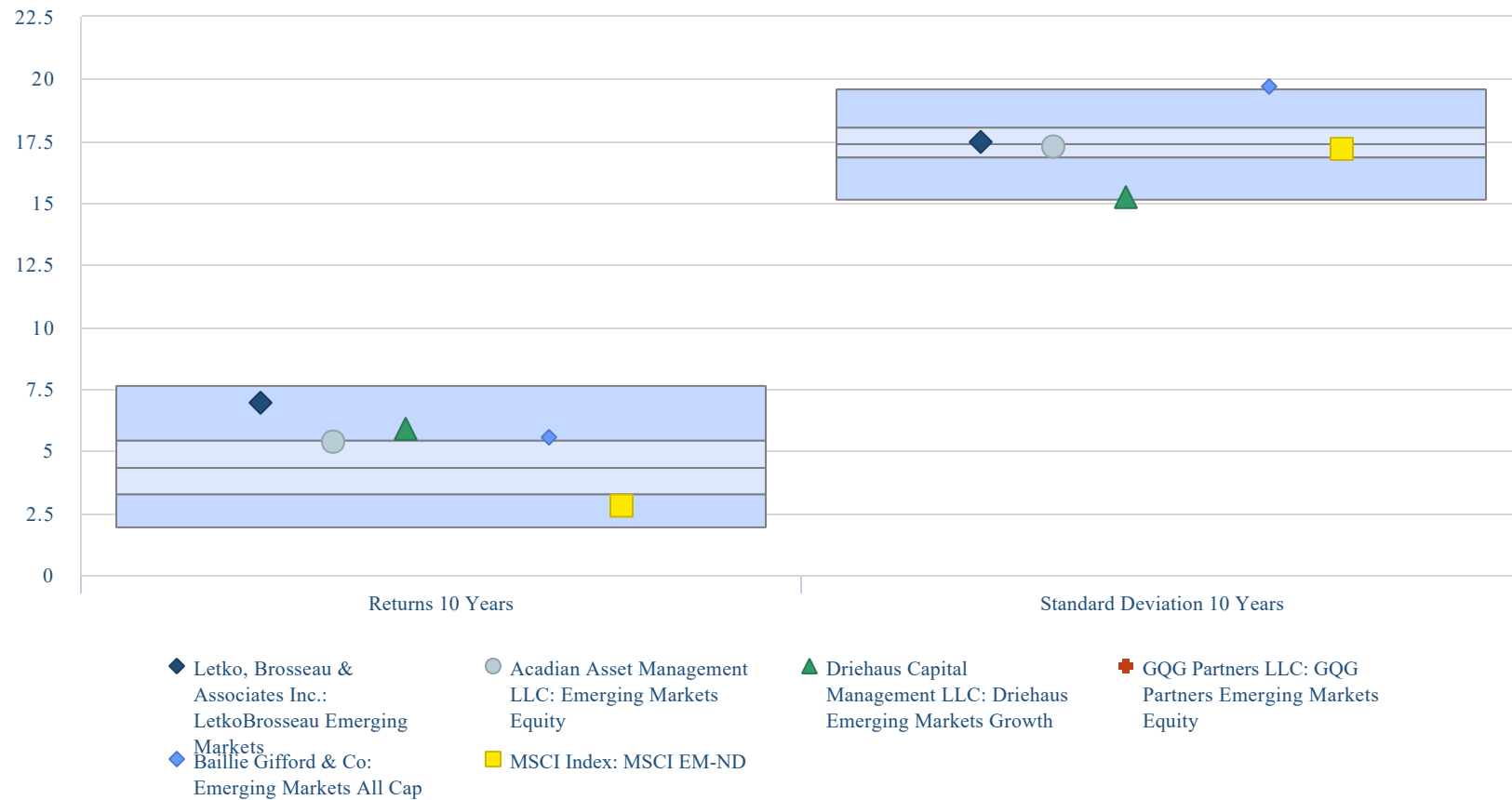


Candoris

Access to the world's best investment strategies.

Returns and Standard Deviation 10 Years

Letko Brosseau vs your Strategies, Benchmark and Peers



Universe: eVestment Global Emerging Mkts Equity

Results displayed in USD using Spot Rate (SR).

Source: eVestment
 Data quoted is past GROSS of fee performance and current performance may be lower or higher. Past performance is no guarantee of future results.
 Investment return and principal value of an investment will fluctuate

FOR INVESTMENT PROFESSIONAL USE ONLY



Candoris

Access to the world's best investment strategies.

Returns and Standard Deviation Since Inception

Letko Brosseau vs your Strategies, Benchmark and Peers



Universe: eVestment Global Emerging Mkts Equity

Results displayed in USD using Spot Rate (SR).

Source: eVestment
 Data quoted is past GROSS of fee performance and current performance may be lower or higher. Past performance is no guarantee of future results.
 Investment return and principal value of an investment will fluctuate

FOR INVESTMENT PROFESSIONAL USE ONLY

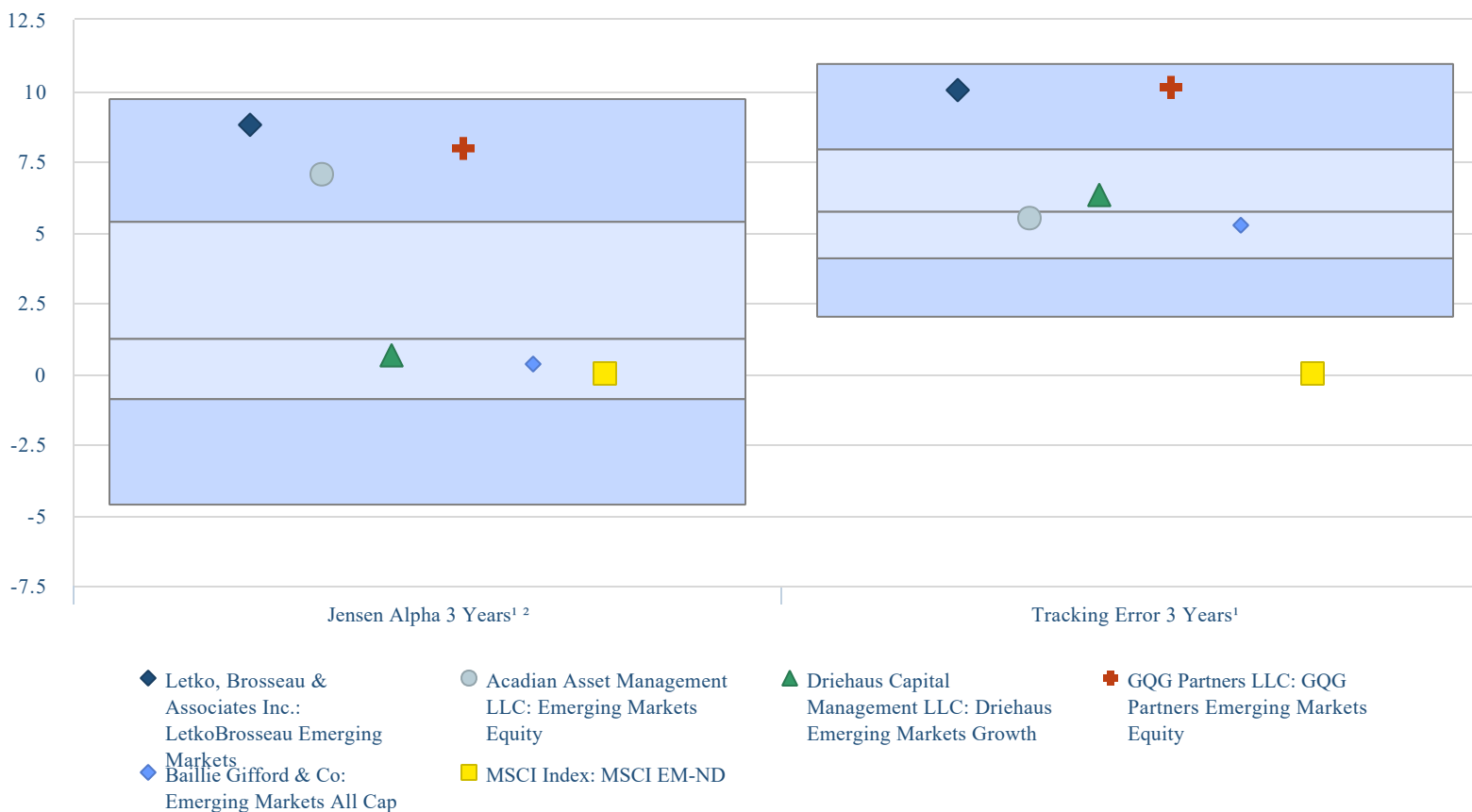


Candoris

Access to the world's best investment strategies.

Jensen Alpha & Tracking Error 3 Years

Letko Brosseau vs your Strategies, Benchmark and Peers



Universe: eVestment Global Emerging Mkts Equity

Results displayed in USD using Spot Rate (SR).

¹MSCI EM-ND; ²FTSE 3-Month T-Bill

Source: eVestment
 Data quoted is past GROSS of fee performance and current performance may be lower or higher. Past performance is no guarantee of future results.
 Investment return and principal value of an investment will fluctuate

FOR INVESTMENT PROFESSIONAL USE ONLY

Jensen Alpha & Tracking Error 5 Years

Letko Brosseau vs your Strategies, Benchmark and Peers



Universe: eVestment Global Emerging Mkts Equity

Results displayed in USD using Spot Rate (SR).

¹MSCI EM-ND; ²FTSE 3-Month T-Bill

Source: eVestment
 Data quoted is past GROSS of fee performance and current performance may be lower or higher. Past performance is no guarantee of future results.
 Investment return and principal value of an investment will fluctuate

FOR INVESTMENT PROFESSIONAL USE ONLY

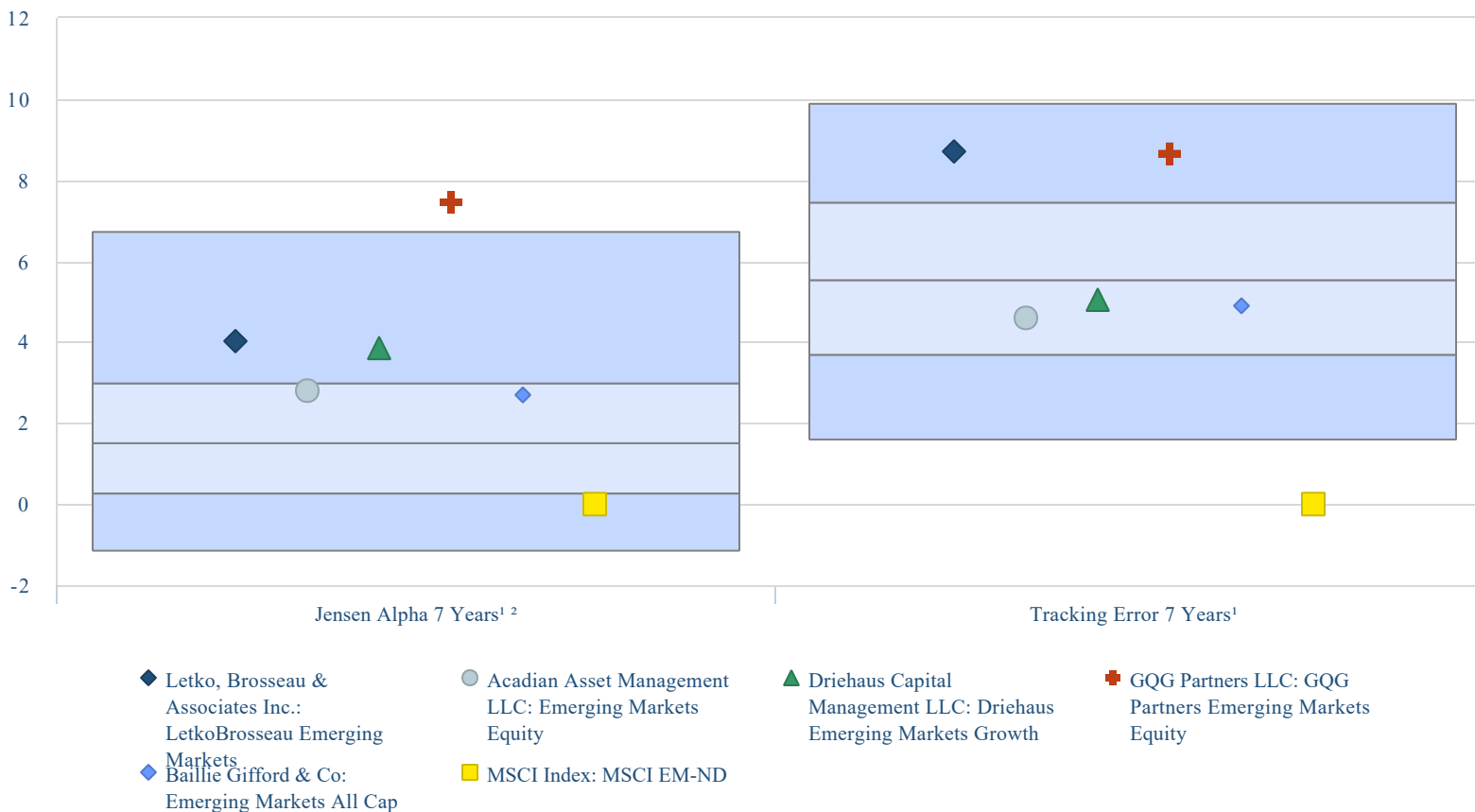


Candoris

Access to the world's best investment strategies.

Jensen Alpha & Tracking Error 7 Years

Letko Brosseau vs your Strategies, Benchmark and Peers



Universe: eVestment Global Emerging Mkts Equity

Results displayed in USD using Spot Rate (SR).

¹MSCI EM-ND; ²FTSE 3-Month T-Bill

Source: eVestment
 Data quoted is past GROSS of fee performance and current performance may be lower or higher. Past performance is no guarantee of future results.
 Investment return and principal value of an investment will fluctuate

FOR INVESTMENT PROFESSIONAL USE ONLY



Jensen Alpha & Tracking Error 10 Years

Letko Brosseau vs your Strategies, Benchmark and Peers



Universe: eVestment Global Emerging Mkts Equity

Results displayed in USD using Spot Rate (SR).

¹MSCI EM-ND; ²FTSE 3-Month T-Bill

Source: eVestment
 Data quoted is past GROSS of fee performance and current performance may be lower or higher. Past performance is no guarantee of future results.
 Investment return and principal value of an investment will fluctuate

FOR INVESTMENT PROFESSIONAL USE ONLY



Candoris

Access to the world's best investment strategies.

Jensen Alpha & Tracking Error Since Inception

Letko Brosseau vs your Strategies, Benchmark and Peers



Universe: eVestment Global Emerging Mkts Equity

Results displayed in USD using Spot Rate (SR).

¹MSCI EM-ND; ²FTSE 3-Month T-Bill

Source: eVestment
Data quoted is past GROSS of fee performance and current performance may be lower or higher. Past performance is no guarantee of future results. Investment return and principal value of an investment will fluctuate

FOR INVESTMENT PROFESSIONAL USE ONLY



Candoris

Access to the world's best investment strategies.

Information- & Sharpe Ratio 3 Years

Letko Brosseau vs your Strategies, Benchmark and Peers



Universe: eVestment Global Emerging Mkts Equity

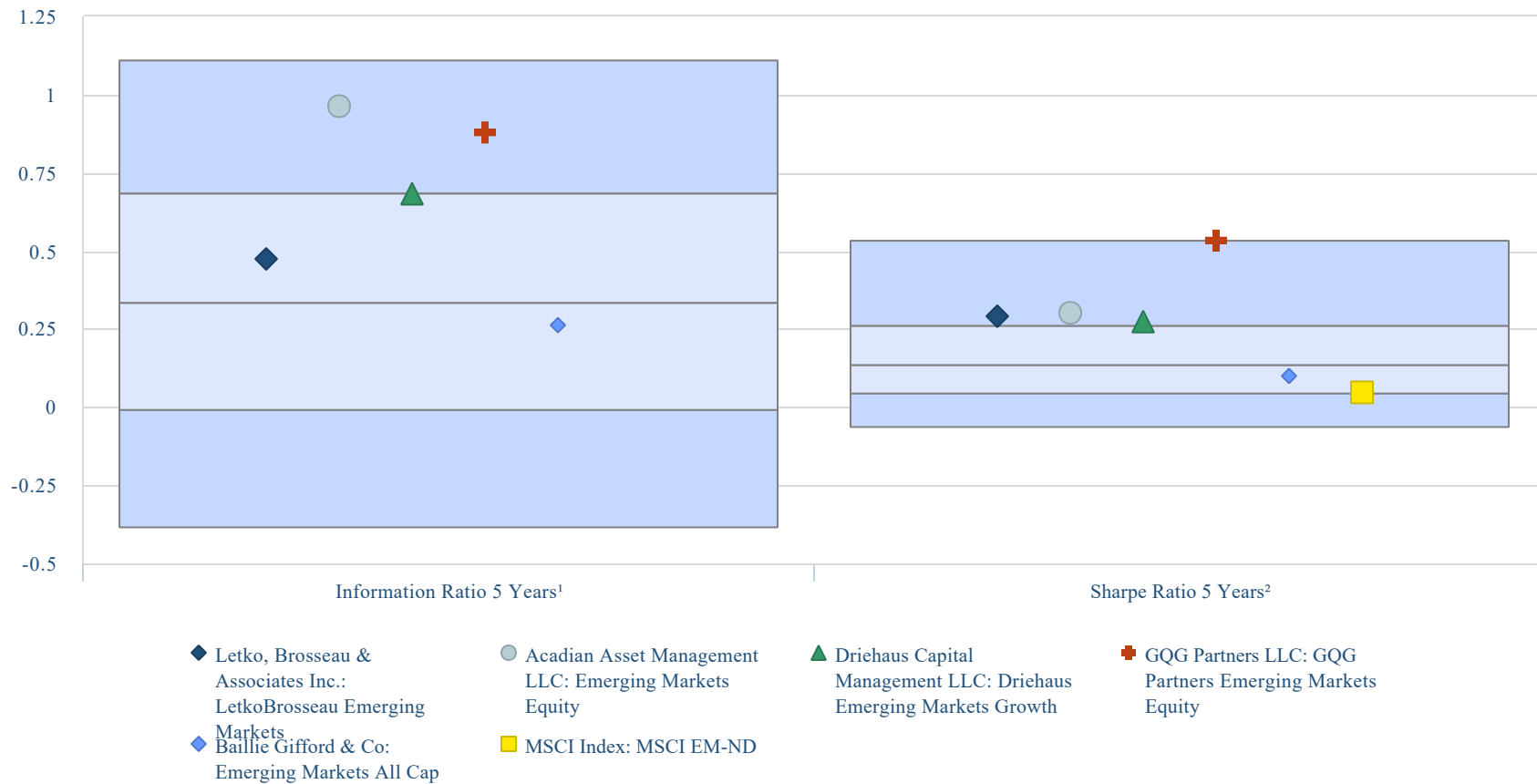
Results displayed in USD using Spot Rate (SR).

¹MSCI EM-ND; ²FTSE 3-Month T-Bill

Source: eVestment
 Data quoted is past GROSS of fee performance and current performance may be lower or higher. Past performance is no guarantee of future results.
 Investment return and principal value of an investment will fluctuate

Information- & Sharpe Ratio 5 Years

Letko Brosseau vs your Strategies, Benchmark and Peers



Universe: eVestment Global Emerging Mkts Equity

Results displayed in USD using Spot Rate (SR).

¹MSCI EM-ND; ²FTSE 3-Month T-Bill

Source: eVestment
 Data quoted is past GROSS of fee performance and current performance may be lower or higher. Past performance is no guarantee of future results.
 Investment return and principal value of an investment will fluctuate

FOR INVESTMENT PROFESSIONAL USE ONLY

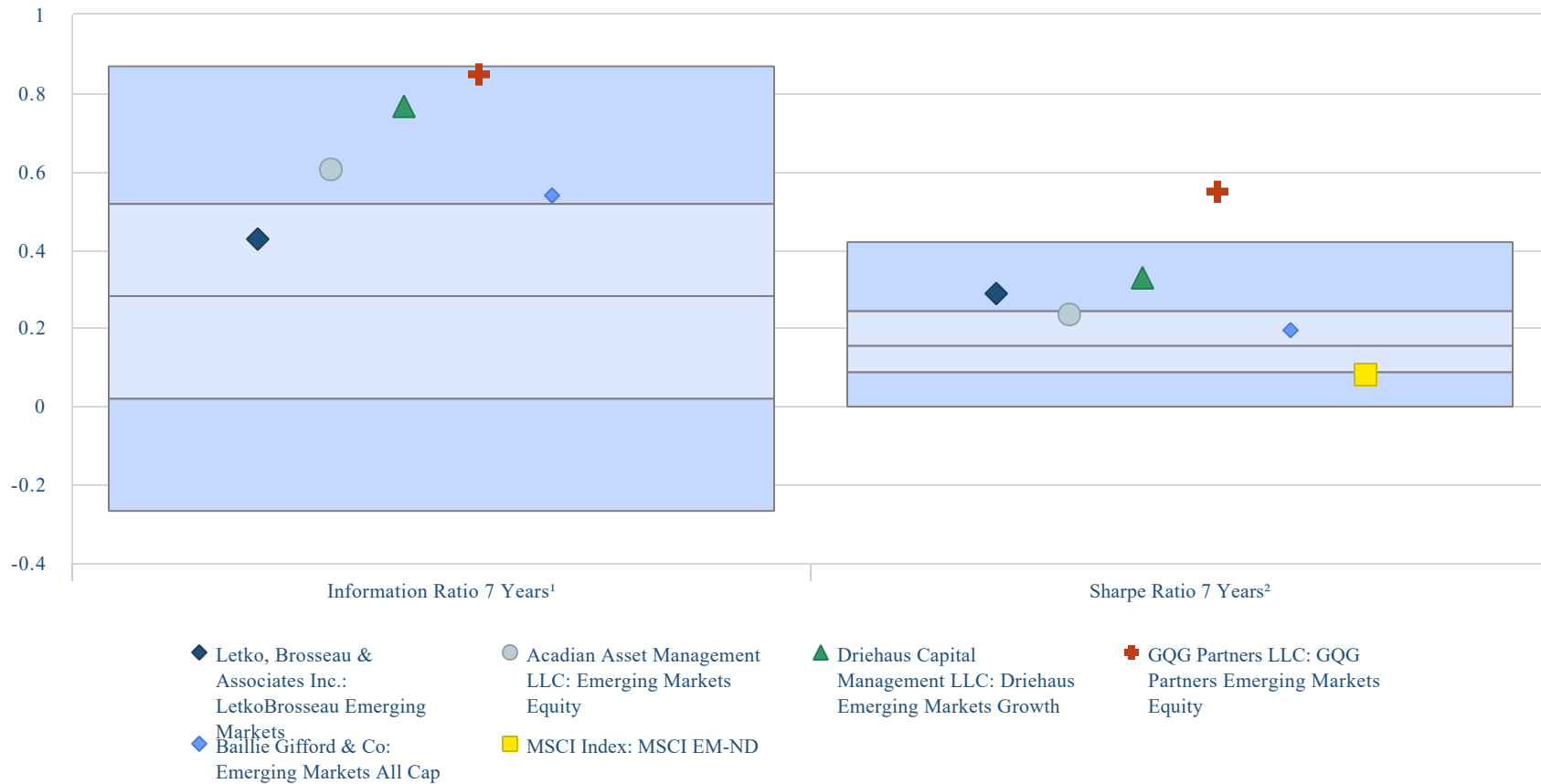


Candoris

Access to the world's best investment strategies.

Information- & Sharpe Ratio 7 Years

Letko Brosseau vs your Strategies, Benchmark and Peers



Universe: eVestment Global Emerging Mkts Equity

Results displayed in USD using Spot Rate (SR).

¹MSCI EM-ND; ²FTSE 3-Month T-Bill

Source: eVestment
 Data quoted is past GROSS of fee performance and current performance may be lower or higher. Past performance is no guarantee of future results.
 Investment return and principal value of an investment will fluctuate

FOR INVESTMENT PROFESSIONAL USE ONLY



Candoris

Access to the world's best investment strategies.

Information- & Sharpe Ratio 10 Years

Letko Brosseau vs your Strategies, Benchmark and Peers



Universe: eVestment Global Emerging Mkts Equity

Results displayed in USD using Spot Rate (SR).

¹MSCI EM-ND; ²FTSE 3-Month T-Bill

Source: eVestment
 Data quoted is past GROSS of fee performance and current performance may be lower or higher. Past performance is no guarantee of future results.
 Investment return and principal value of an investment will fluctuate

FOR INVESTMENT PROFESSIONAL USE ONLY



Candoris

Access to the world's best investment strategies.

Information- & Sharpe Ratio Since Inception

Letko Brosseau vs your Strategies, Benchmark and Peers



Universe: eVestment Global Emerging Mkts Equity

Results displayed in USD using Spot Rate (SR).

¹MSCI EM-ND; ²FTSE 3-Month T-Bill

Source: eVestment
Data quoted is past GROSS of fee performance and current performance may be lower or higher. Past performance is no guarantee of future results.
Investment return and principal value of an investment will fluctuate

FOR INVESTMENT PROFESSIONAL USE ONLY

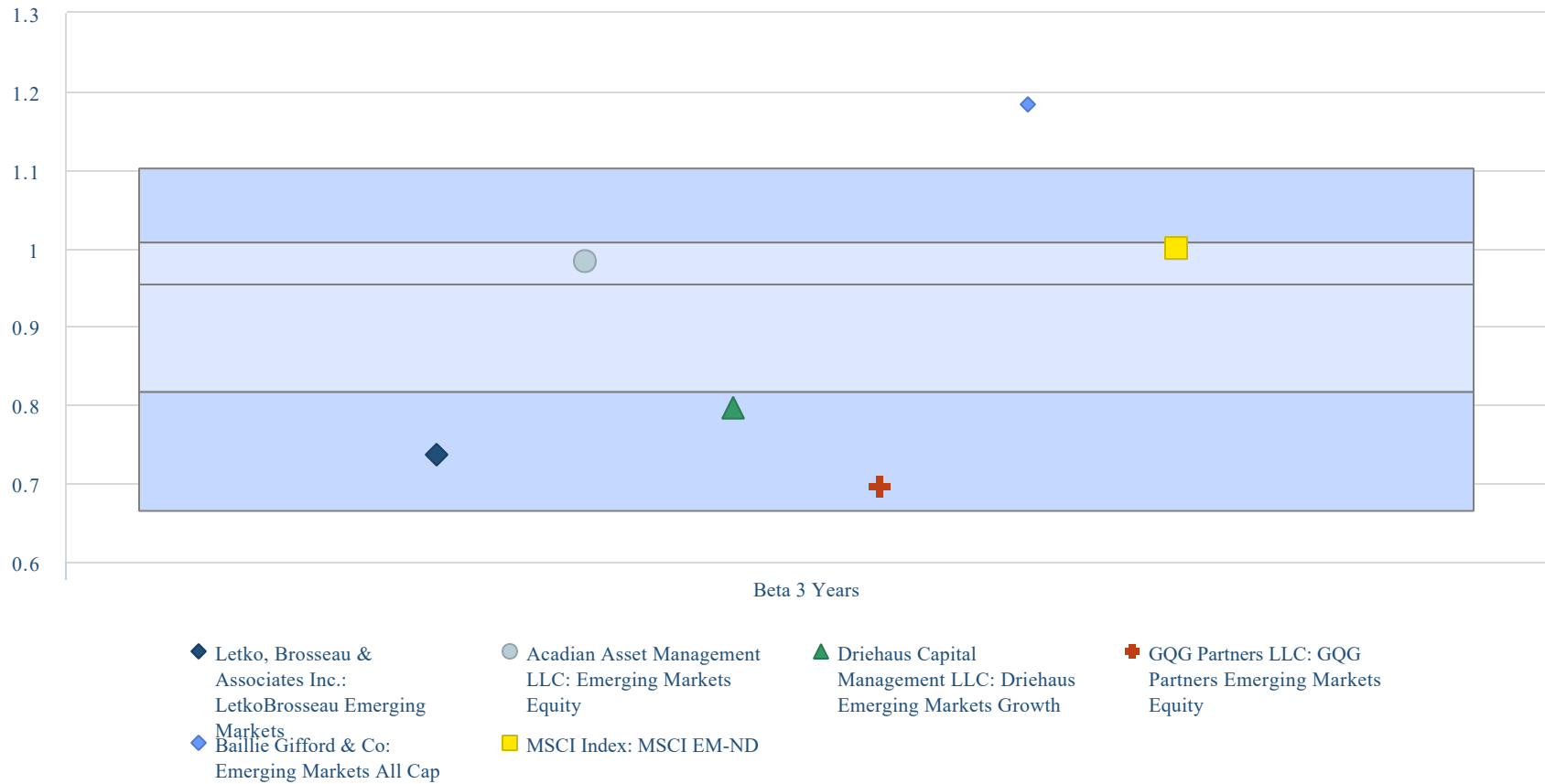


Candoris

Access to the world's best investment strategies.

Beta 3 Years

Letko Brosseau vs your Strategies, Benchmark and Peers



Universe: eVestment Global Emerging Mkts Equity

Results displayed in USD using Spot Rate (SR).

MSCI EM-ND

Source: eVestment
 Data quoted is past GROSS of fee performance and current performance may be lower or higher. Past performance is no guarantee of future results.
 Investment return and principal value of an investment will fluctuate

FOR INVESTMENT PROFESSIONAL USE ONLY

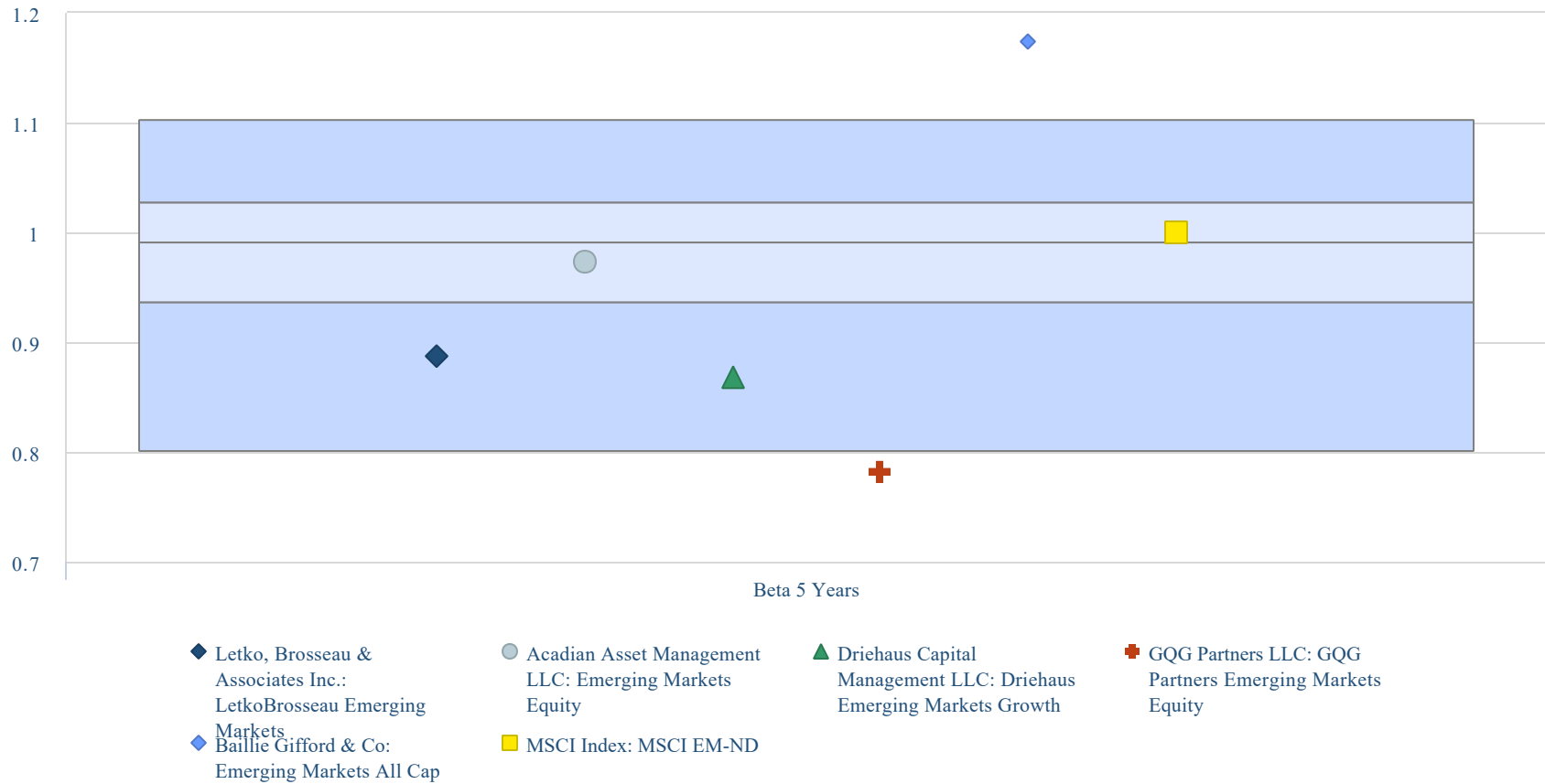


Candoris

Access to the world's best investment strategies.

Beta 5 Years

Letko Brosseau vs your Strategies, Benchmark and Peers



Universe: eVestment Global Emerging Mkts Equity

Results displayed in USD using Spot Rate (SR).

MSCI EM-ND

Source: eVestment
 Data quoted is past GROSS of fee performance and current performance may be lower or higher. Past performance is no guarantee of future results.
 Investment return and principal value of an investment will fluctuate

FOR INVESTMENT PROFESSIONAL USE ONLY

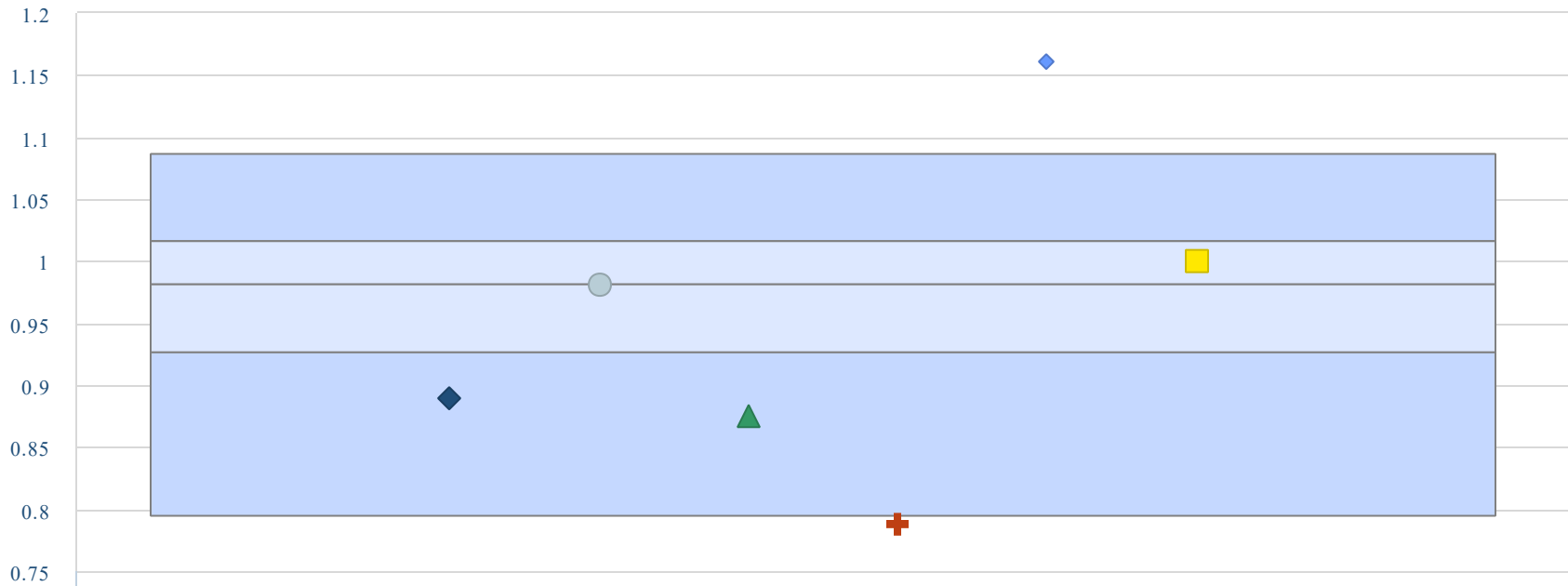


Candoris

Access to the world's best investment strategies.

Beta 7 Years

Letko Brosseau vs your Strategies, Benchmark and Peers



- ◆ Letko, Brosseau & Associates Inc.: LetkoBrosseau Emerging Markets
- Acadian Asset Management LLC: Emerging Markets Equity
- ▲ Driehaus Capital Management LLC: Driehaus Emerging Markets Growth
- ✚ GQG Partners LLC: GQG Partners Emerging Markets Equity
- ◆ Baillie Gifford & Co: Emerging Markets All Cap
- MSCI Index: MSCI EM-ND

Universe: eVestment Global Emerging Mkts Equity

Results displayed in USD using Spot Rate (SR).

MSCI EM-ND

Source: eVestment
 Data quoted is past GROSS of fee performance and current performance may be lower or higher. Past performance is no guarantee of future results.
 Investment return and principal value of an investment will fluctuate

FOR INVESTMENT PROFESSIONAL USE ONLY

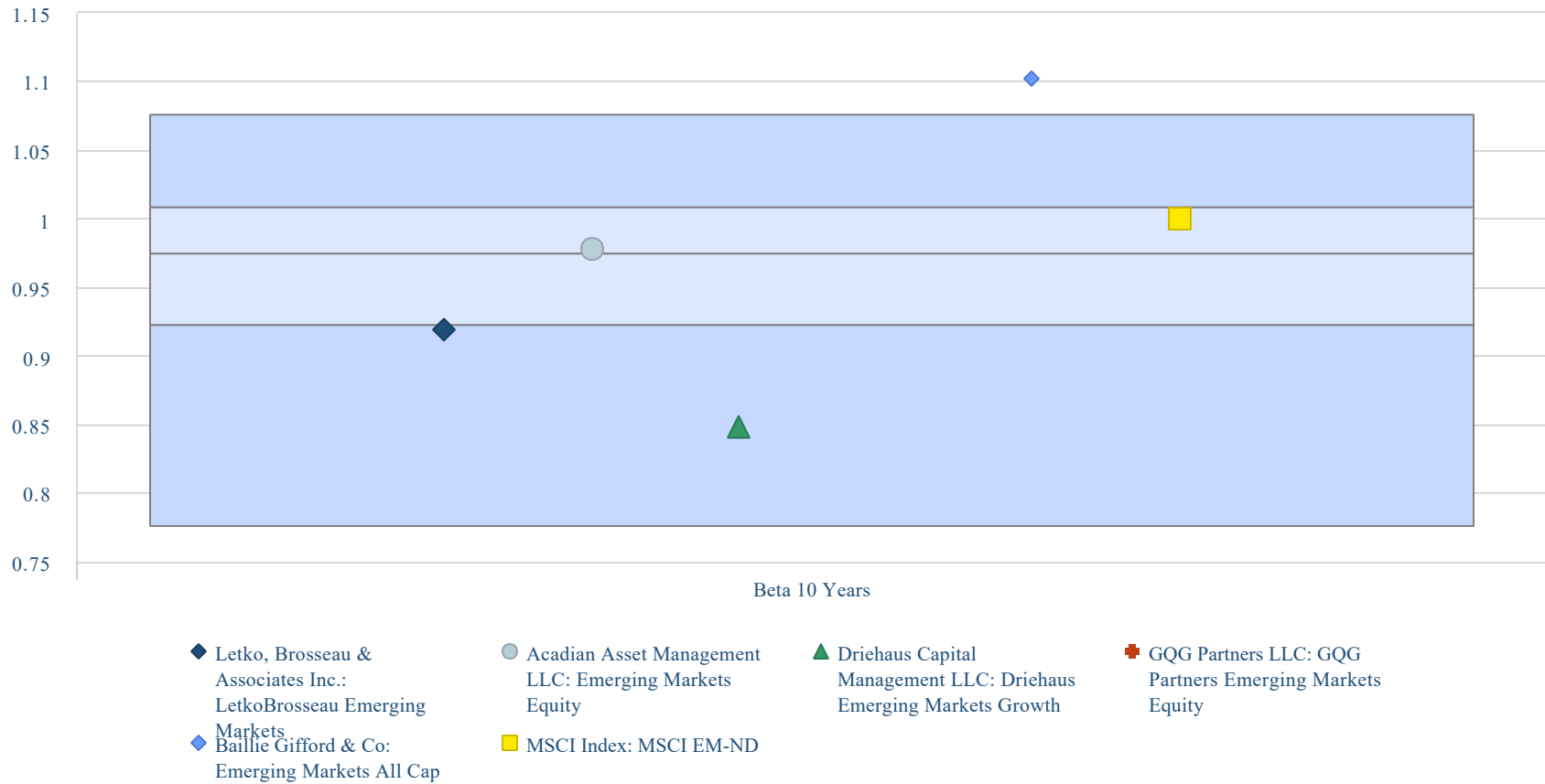


Candoris

Access to the world's best investment strategies.

Beta 10 Years

Letko Brosseau vs your Strategies, Benchmark and Peers



Universe: eVestment Global Emerging Mkts Equity

Results displayed in USD using Spot Rate (SR).

MSCI EM-ND

Source: eVestment
 Data quoted is past GROSS of fee performance and current performance may be lower or higher. Past performance is no guarantee of future results.
 Investment return and principal value of an investment will fluctuate

FOR INVESTMENT PROFESSIONAL USE ONLY

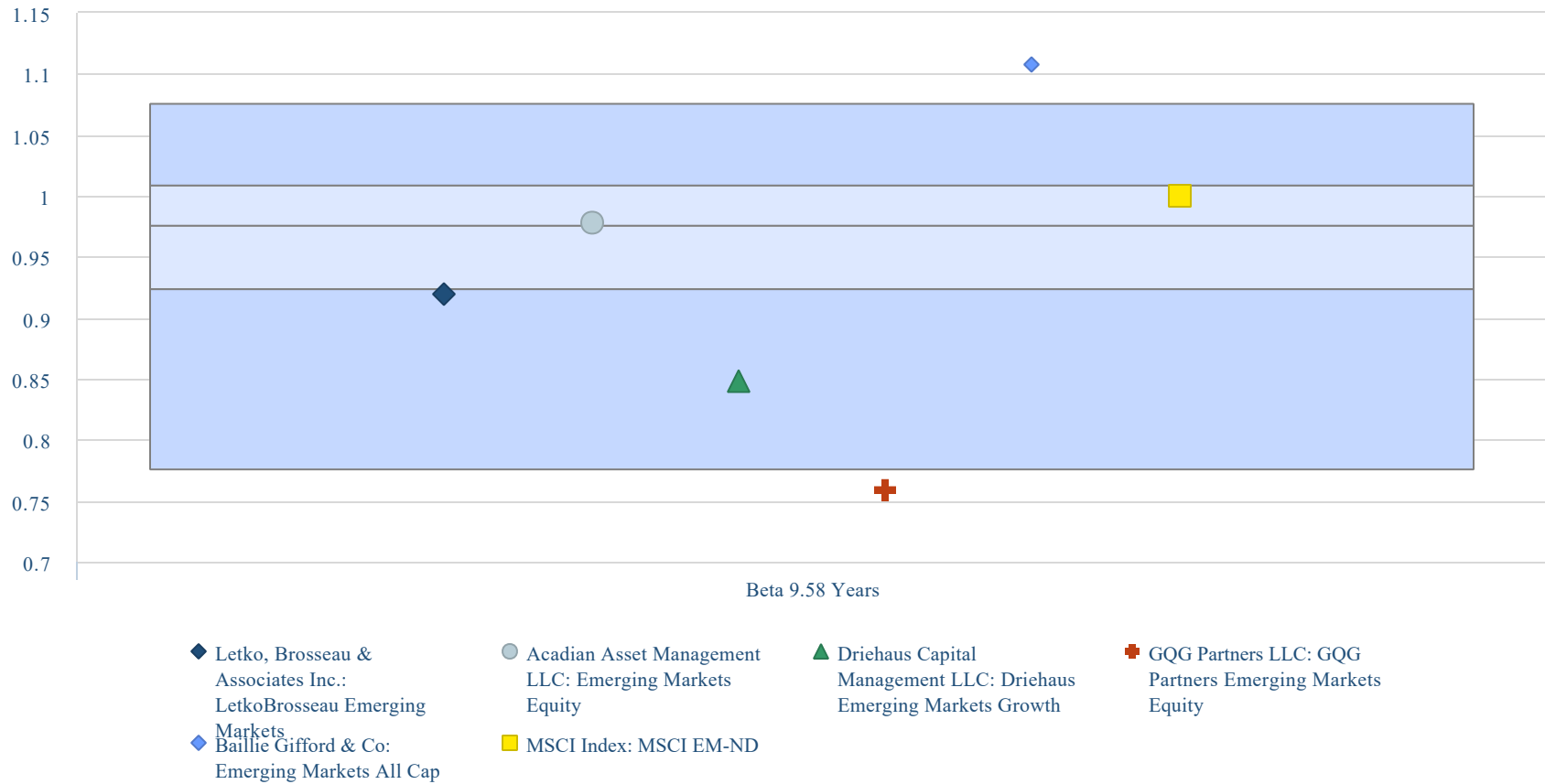


Candoris

Access to the world's best investment strategies.

Beta Since Inception

Letko Brosseau vs your Strategies, Benchmark and Peers



Universe: eVestment Global Emerging Mkts Equity

Results displayed in USD using Spot Rate (SR).

MSCI EM-ND

Source: eVestment
 Data quoted is past GROSS of fee performance and current performance may be lower or higher. Past performance is no guarantee of future results.
 Investment return and principal value of an investment will fluctuate

FOR INVESTMENT PROFESSIONAL USE ONLY

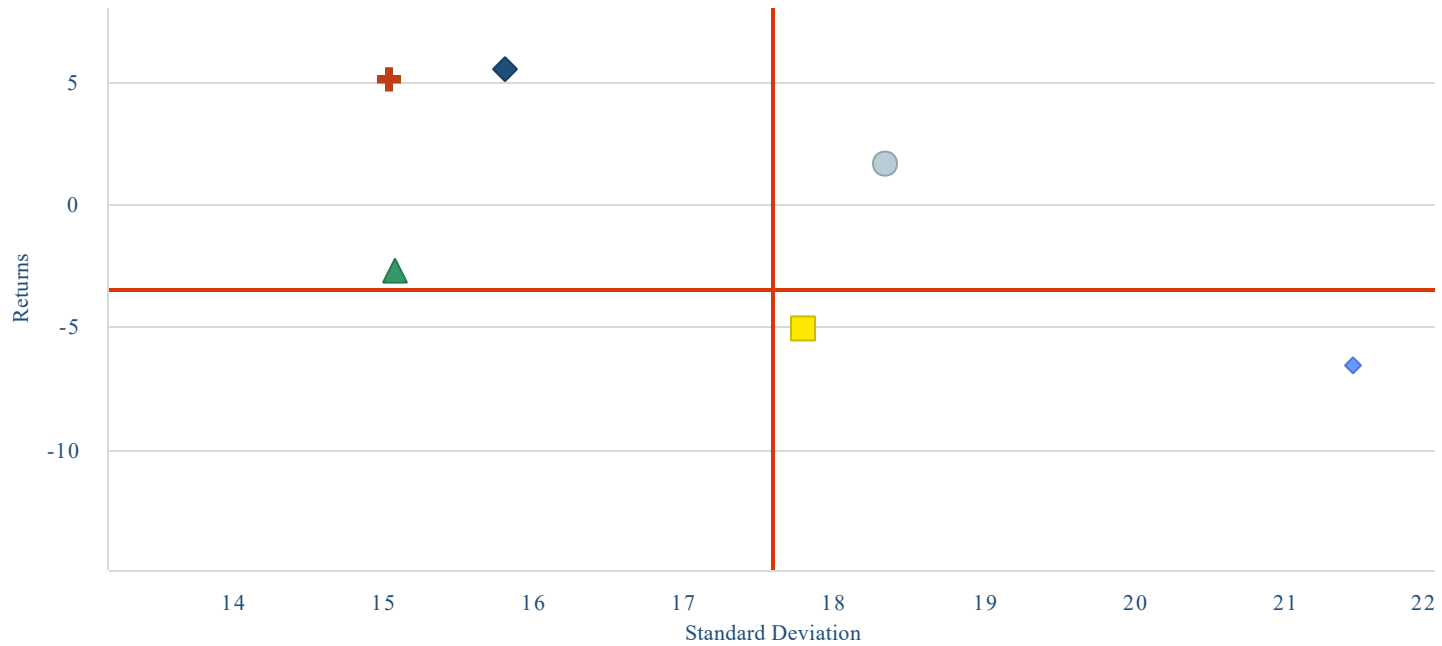


Candoris

Access to the world's best investment strategies.

Scatter Risk/Return 3 Years

Letko Brosseau vs your Strategies, Benchmark and Peers



- ◆ Letko, Brosseau & Associates Inc.: LetkoBrosseau Emerging Markets
- Acadian Asset Management LLC: Emerging Markets Equity
- ▲ Driehaus Capital Management LLC: Driehaus Emerging Markets Growth
- ⊕ GQG Partners LLC: GQG Partners Emerging Markets Equity
- ◆ Baillie Gifford & Co: Emerging Markets All Cap
- MSCI Index: MSCI EM-ND
- + Global Emerging Mkts Equity

Universe: eVestment Global Emerging Mkts Equity

Results displayed in USD using Spot Rate (SR).

Source: eVestment
 Data quoted is past GROSS of fee performance and current performance may be lower or higher. Past performance is no guarantee of future results.
 Investment return and principal value of an investment will fluctuate

FOR INVESTMENT PROFESSIONAL USE ONLY

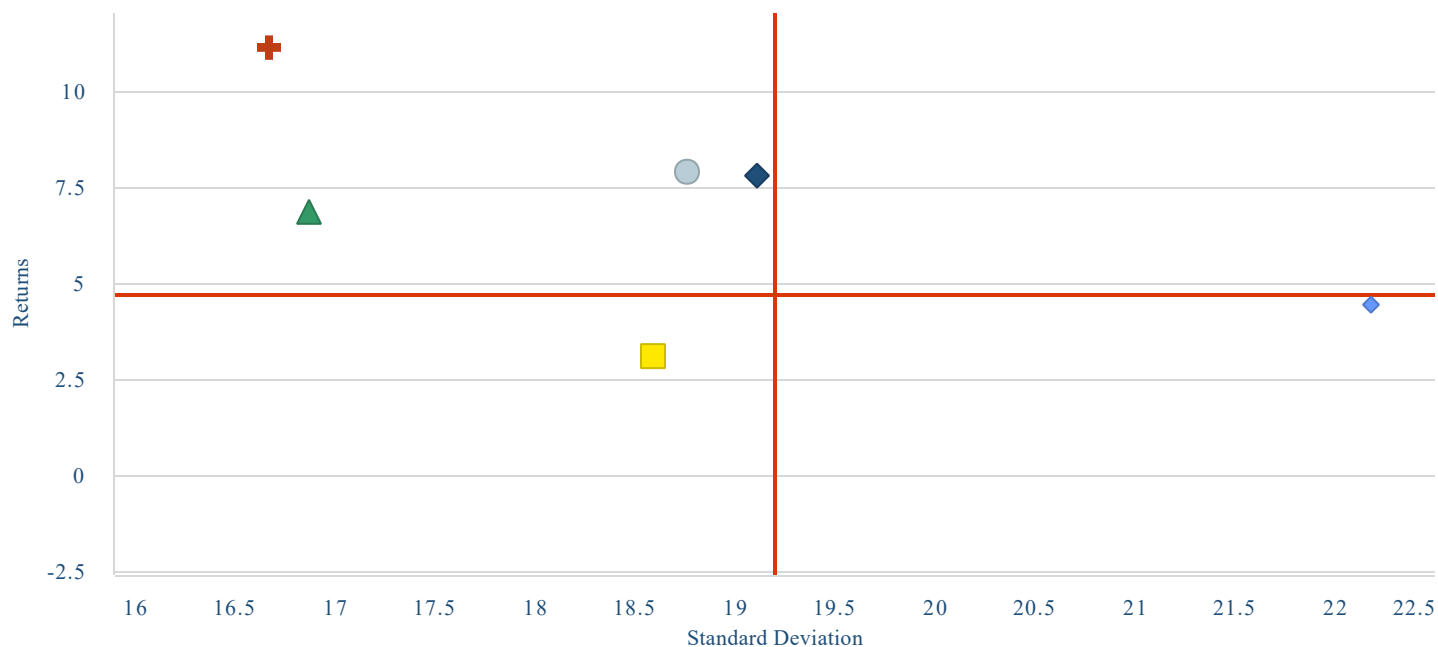


Candoris

Access to the world's best investment strategies.

Risk & Return Scatter 5 Years

Letko Brosseau vs your Strategies, Benchmark and Peers



- ◆ Letko, Brosseau & Associates Inc.: LetkoBrosseau Emerging Markets
- Acadian Asset Management LLC: Emerging Markets Equity
- ▲ Driehaus Capital Management LLC: Driehaus Emerging Markets Growth
- ✚ GQG Partners LLC: GQG Partners Emerging Markets Equity
- ◆ Baillie Gifford & Co: Emerging Markets All Cap
- MSCI Index: MSCI EM-ND
- + Global Emerging Mkts Equity

Universe: eVestment Global Emerging Mkts Equity

Results displayed in USD using Spot Rate (SR).

Source: eVestment
 Data quoted is past GROSS of fee performance and current performance may be lower or higher. Past performance is no guarantee of future results.
 Investment return and principal value of an investment will fluctuate

FOR INVESTMENT PROFESSIONAL USE ONLY

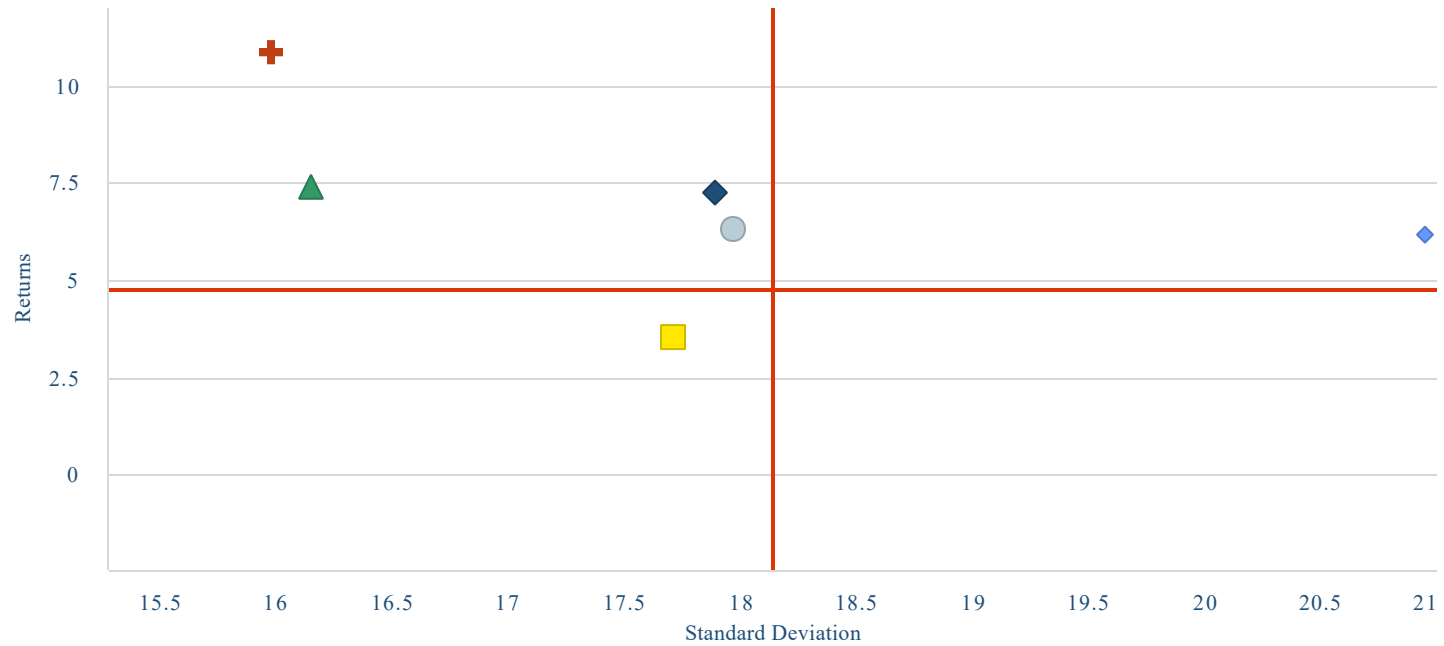


Candoris

Access to the world's best investment strategies.

Scatter Risk/Return 7 Years

Letko Brosseau vs your Strategies, Benchmark and Peers



- ◆ Letko, Brosseau & Associates Inc.: LetkoBrosseau Emerging Markets
- ◆ Baillie Gifford & Co: Emerging Markets All Cap
- Acadian Asset Management LLC: Emerging Markets Equity
- MSCI Index: MSCI EM-ND
- ▲ Driehaus Capital Management LLC: Driehaus Emerging Markets Growth
- + Global Emerging Mkts Equity
- ◆ GQG Partners LLC: GQG Partners Emerging Markets Equity

Universe: eVestment Global Emerging Mkts Equity

Results displayed in USD using Spot Rate (SR).

Source: eVestment
 Data quoted is past GROSS of fee performance and current performance may be lower or higher. Past performance is no guarantee of future results.
 Investment return and principal value of an investment will fluctuate

FOR INVESTMENT PROFESSIONAL USE ONLY

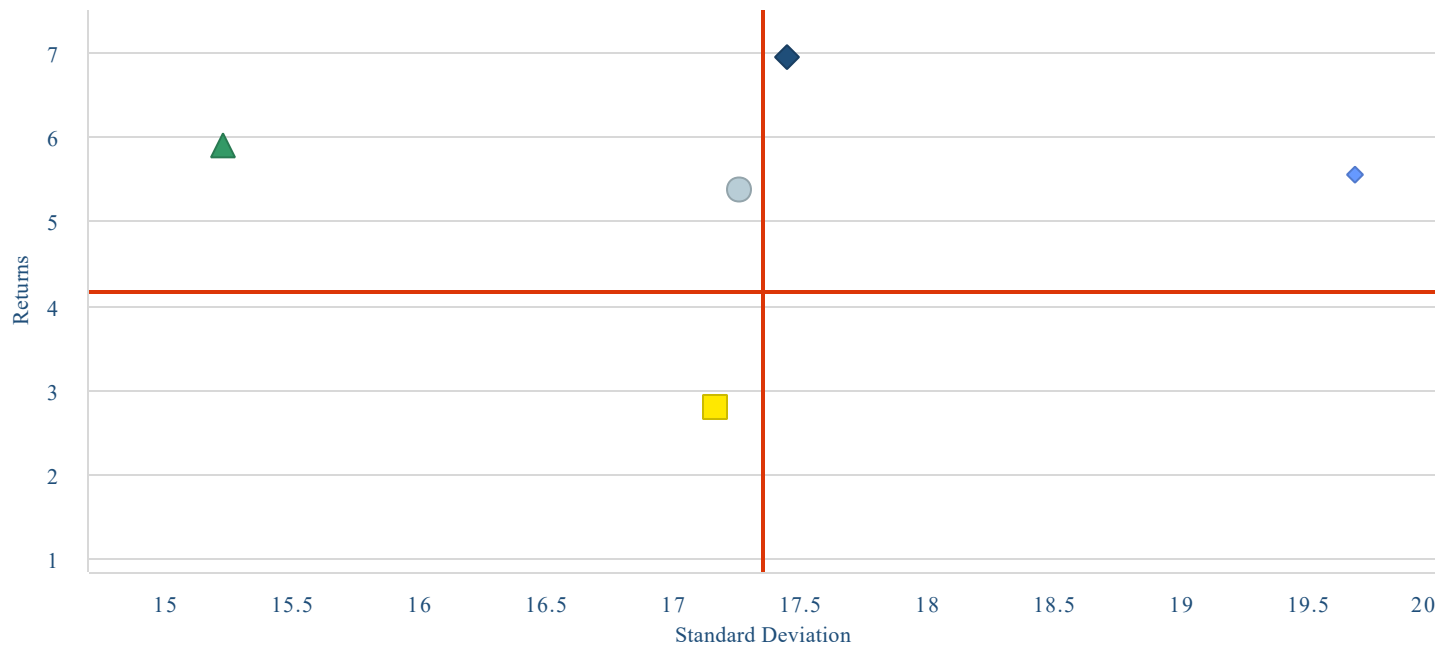


Candoris

Access to the world's best investment strategies.

Scatter Risk/Return 10 Years

Letko Brosseau vs your Strategies, Benchmark and Peers



- ◆ Letko, Brosseau & Associates Inc.: LetkoBrosseau Emerging Markets
- ◆ Baillie Gifford & Co.: Emerging Markets All Cap
- Acadian Asset Management LLC: Emerging Markets Equity
- MSCI Index: MSCI EM-ND
- ▲ Driehaus Capital Management LLC: Driehaus Emerging Markets Growth
- + Global Emerging Mkts Equity
- GQG Partners LLC: GQG Partners Emerging Markets Equity

Universe: eVestment Global Emerging Mkts Equity

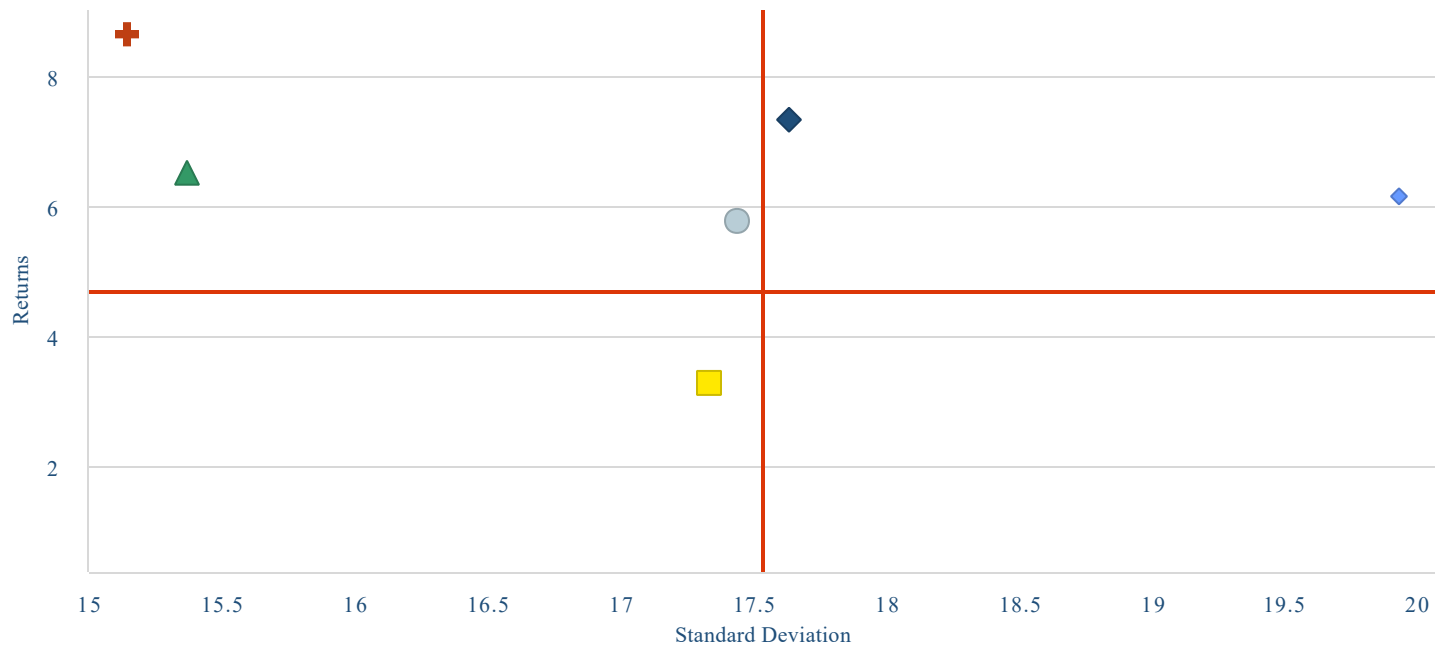
Results displayed in USD using Spot Rate (SR).

Source: eVestment
 Data quoted is past GROSS of fee performance and current performance may be lower or higher. Past performance is no guarantee of future results.
 Investment return and principal value of an investment will fluctuate



Scatter Risk/Return Since Inception

Letko Brosseau vs your Strategies, Benchmark and Peers



- ◆ Letko, Brosseau & Associates Inc.: LetkoBrosseau Emerging Markets
- Acadian Asset Management LLC: Emerging Markets Equity
- ▲ Driehaus Capital Management LLC: Driehaus Emerging Markets Growth
- ✚ GQG Partners LLC: GQG Partners Emerging Markets Equity
- ◆ Baillie Gifford & Co: Emerging Markets All Cap
- MSCI Index: MSCI EM-ND
- + Global Emerging Mkts Equity

Universe: eVestment Global Emerging Mkts Equity

Results displayed in USD using Spot Rate (SR).

Source: eVestment
 Data quoted is past GROSS of fee performance and current performance may be lower or higher. Past performance is no guarantee of future results.
 Investment return and principal value of an investment will fluctuate

FOR INVESTMENT PROFESSIONAL USE ONLY

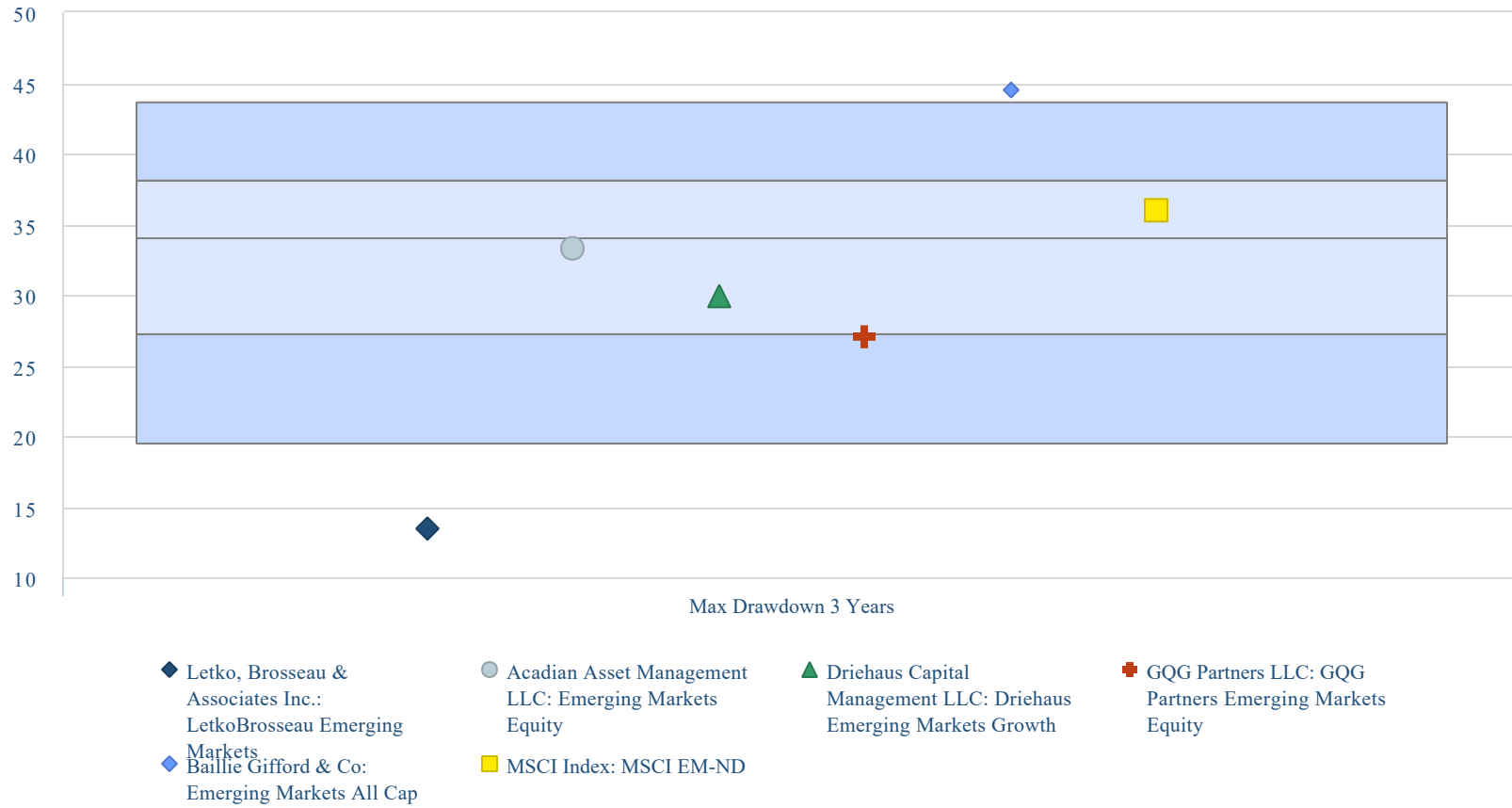


Candoris

Access to the world's best investment strategies.

Max Drawdown 3 Years

Letko Brosseau vs your Strategies, Benchmark and Peers



Universe: eVestment Global Emerging Mkts Equity

Results displayed in USD using Spot Rate (SR).

Source: eVestment
 Data quoted is past GROSS of fee performance and current performance may be lower or higher. Past performance is no guarantee of future results.
 Investment return and principal value of an investment will fluctuate

FOR INVESTMENT PROFESSIONAL USE ONLY

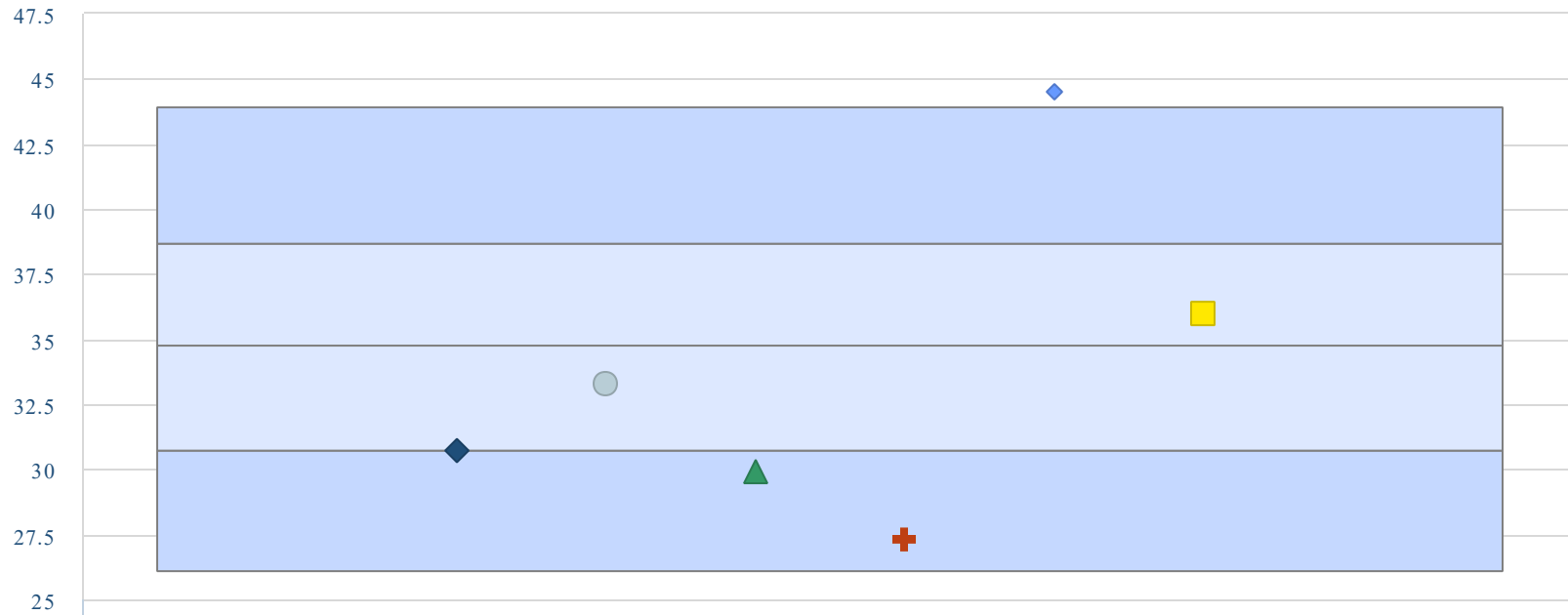


Candoris

Access to the world's best investment strategies.

Max Drawdown 5 Years

Letko Brosseau vs your Strategies, Benchmark and Peers



- ◆ Letko, Brosseau & Associates Inc.: LetkoBrosseau Emerging Markets
- Acadian Asset Management LLC: Emerging Markets Equity
- ▲ Driehaus Capital Management LLC: Driehaus Emerging Markets Growth
- ✚ GQG Partners LLC: GQG Partners Emerging Markets Equity
- ◆ Baillie Gifford & Co.: Emerging Markets All Cap
- MSCI Index: MSCI EM-ND

Universe: eVestment Global Emerging Mkts Equity

Results displayed in USD using Spot Rate (SR).


Source: eVestment
 Data quoted is past GROSS of fee performance and current performance may be lower or higher. Past performance is no guarantee of future results.
 Investment return and principal value of an investment will fluctuate

FOR INVESTMENT PROFESSIONAL USE ONLY



Max Drawdown 7 Years

Letko Brosseau vs your Strategies, Benchmark and Peers



- ◆ Letko, Brosseau & Associates Inc.: LetkoBrosseau Emerging Markets
- Acadian Asset Management LLC: Emerging Markets Equity
- ▲ Driehaus Capital Management LLC: Driehaus Emerging Markets Growth
- ✚ GQG Partners LLC: GQG Partners Emerging Markets Equity
- ◆ Baillie Gifford & Co.: Emerging Markets All Cap
- MSCI Index: MSCI EM-ND

Universe: eVestment Global Emerging Mkts Equity

Results displayed in USD using Spot Rate (SR).

Source: eVestment
 Data quoted is past GROSS of fee performance and current performance may be lower or higher. Past performance is no guarantee of future results.
 Investment return and principal value of an investment will fluctuate

FOR INVESTMENT PROFESSIONAL USE ONLY

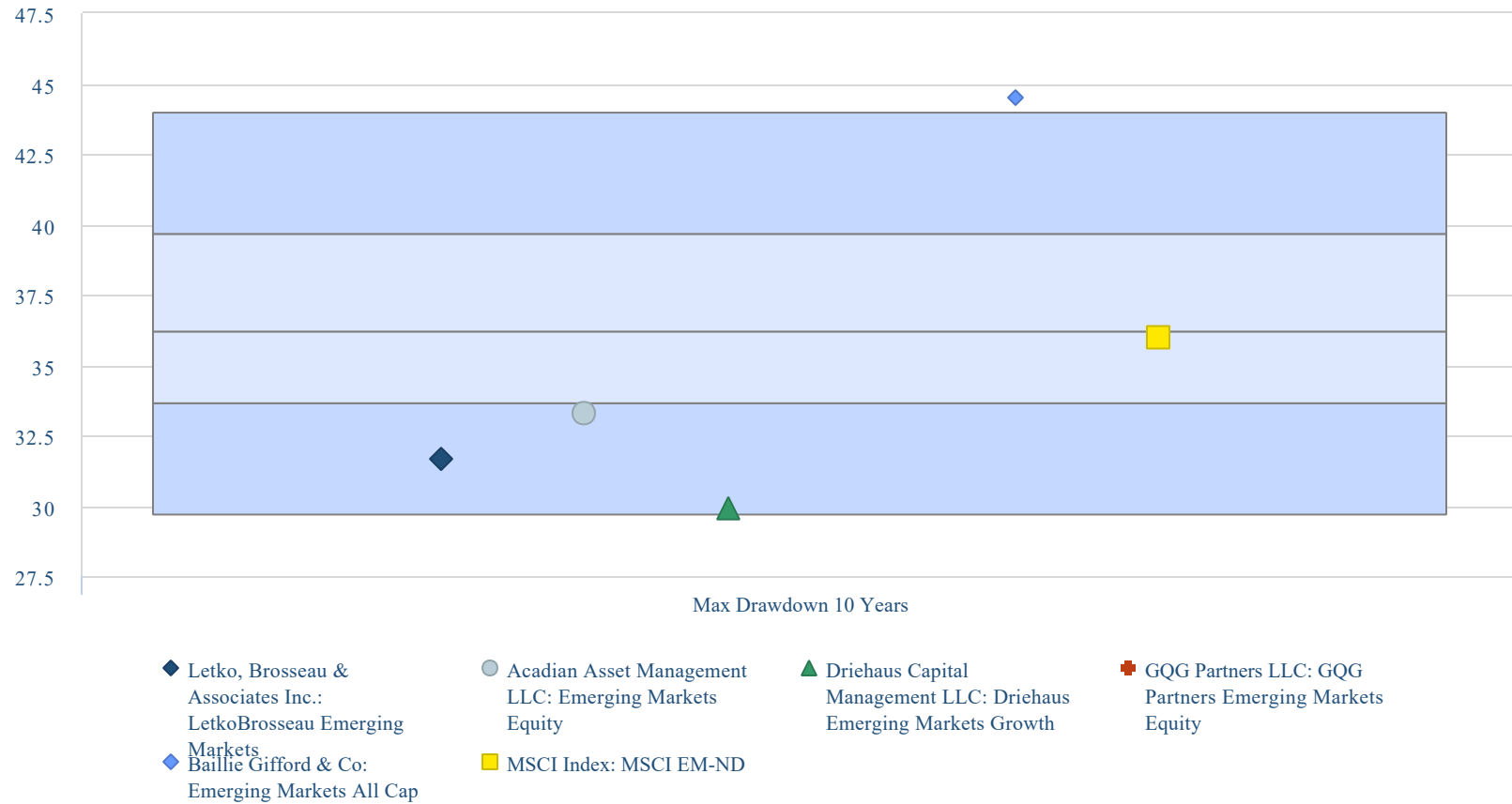


Candoris

Access to the world's best investment strategies.

Max Drawdown 10 Years

Letko Brosseau vs your Strategies, Benchmark and Peers



Universe: eVestment Global Emerging Mkts Equity

Results displayed in USD using Spot Rate (SR).

Source: eVestment
 Data quoted is past GROSS of fee performance and current performance may be lower or higher. Past performance is no guarantee of future results.
 Investment return and principal value of an investment will fluctuate

FOR INVESTMENT PROFESSIONAL USE ONLY

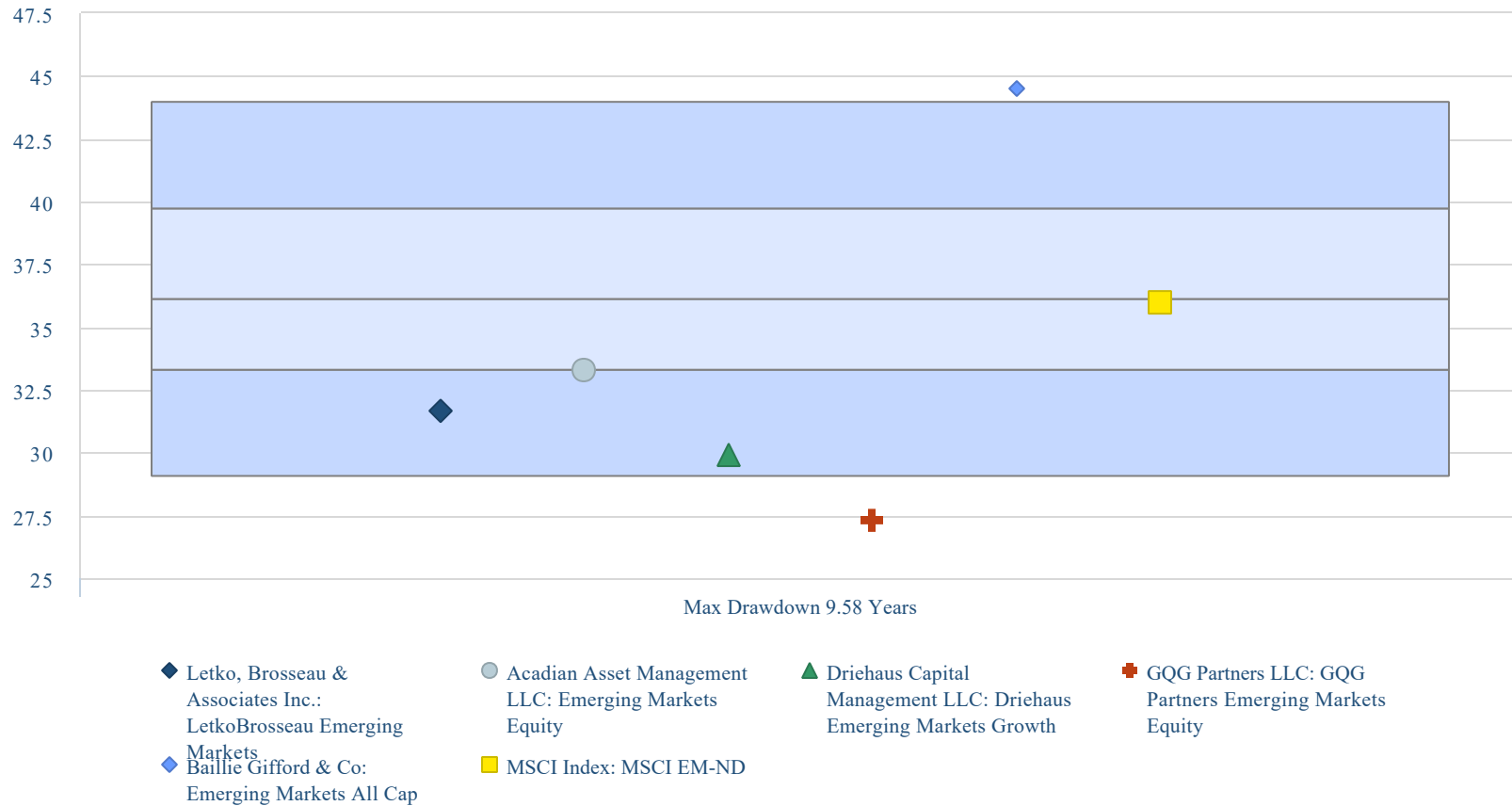


Candoris

Access to the world's best investment strategies.

Max Drawdown Since Inception

Letko Brosseau vs your Strategies, Benchmark and Peers



Universe: eVestment Global Emerging Mkts Equity

Results displayed in USD using Spot Rate (SR).

Source: eVestment
 Data quoted is past GROSS of fee performance and current performance may be lower or higher. Past performance is no guarantee of future results.
 Investment return and principal value of an investment will fluctuate

FOR INVESTMENT PROFESSIONAL USE ONLY

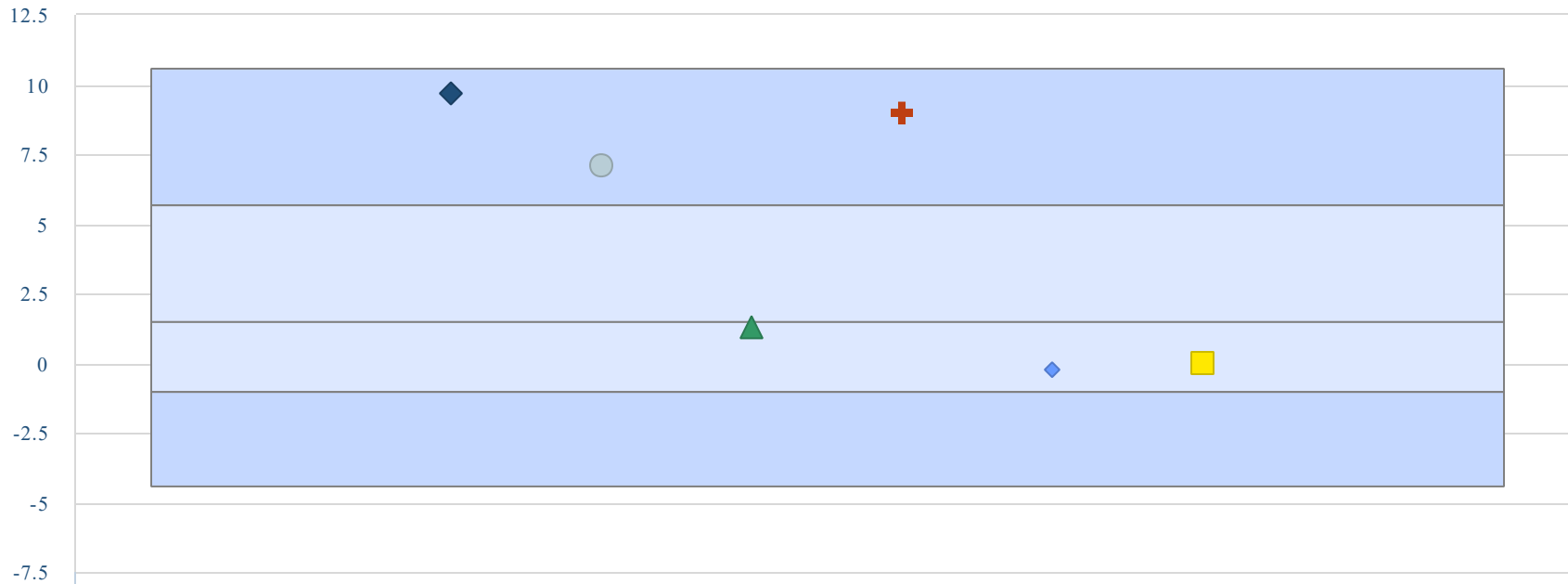


Candoris

Access to the world's best investment strategies.

Annualized Alpha 3 Years

Letko Brosseau vs your Strategies, Benchmark and Peers



Annualized Alpha 3 Years

- ◆ Letko, Brosseau & Associates Inc.: LetkoBrosseau Emerging Markets
- Acadian Asset Management LLC: Emerging Markets Equity
- ▲ Driehaus Capital Management LLC: Driehaus Emerging Markets Growth
- ⊕ GQG Partners LLC: GQG Partners Emerging Markets Equity
- ◆ Baillie Gifford & Co.: Emerging Markets All Cap
- MSCI Index: MSCI EM-ND

Universe: eVestment Global Emerging Mkts Equity

Results displayed in USD using Spot Rate (SR).

MSCI EM-ND

Source: eVestment
 Data quoted is past GROSS of fee performance and current performance may be lower or higher. Past performance is no guarantee of future results.
 Investment return and principal value of an investment will fluctuate

FOR INVESTMENT PROFESSIONAL USE ONLY

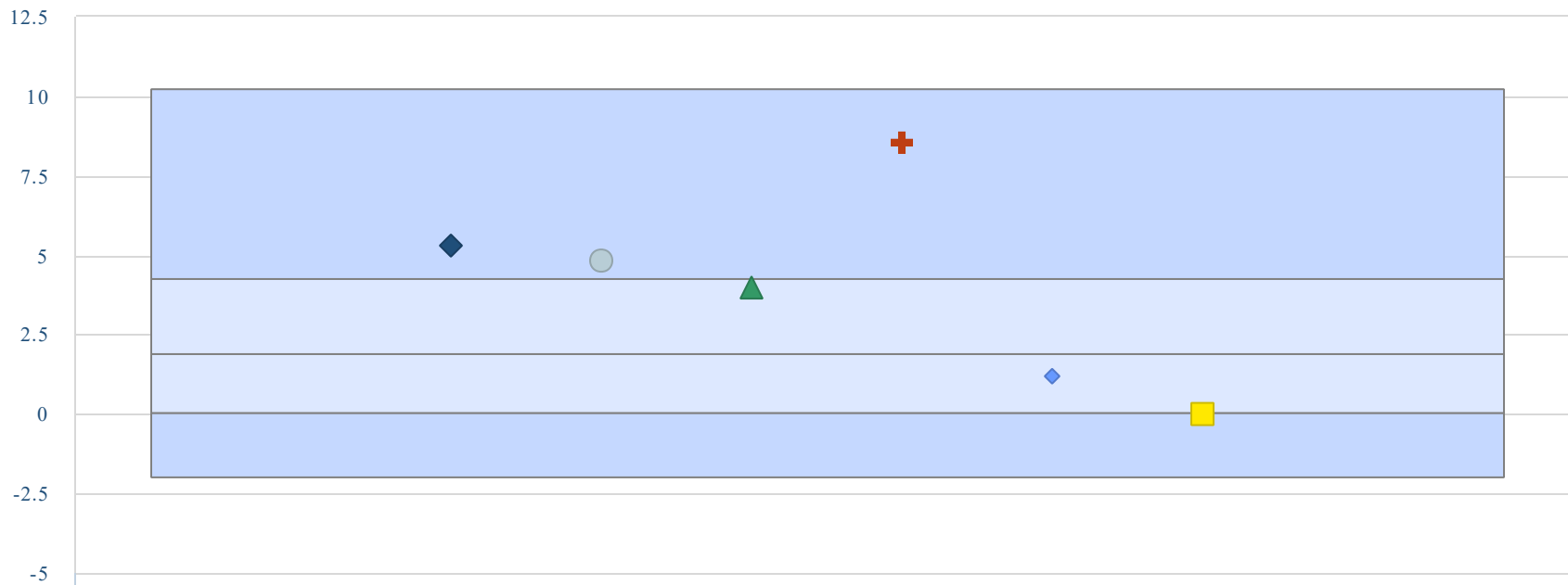


Candoris

Access to the world's best investment strategies.

Annualized Alpha 5 Years

Letko Brosseau vs your Strategies, Benchmark and Peers



Annualized Alpha 5 Years

- ◆ Letko, Brosseau & Associates Inc.: LetkoBrosseau Emerging Markets
- Acadian Asset Management LLC: Emerging Markets Equity
- ▲ Driehaus Capital Management LLC: Driehaus Emerging Markets Growth
- ✚ GQG Partners LLC: GQG Partners Emerging Markets Equity
- ◆ Baillie Gifford & Co: Emerging Markets All Cap
- MSCI Index: MSCI EM-ND

Universe: eVestment Global Emerging Mkts Equity

Results displayed in USD using Spot Rate (SR).

MSCI EM-ND

Source: eVestment
 Data quoted is past GROSS of fee performance and current performance may be lower or higher. Past performance is no guarantee of future results.
 Investment return and principal value of an investment will fluctuate

FOR INVESTMENT PROFESSIONAL USE ONLY

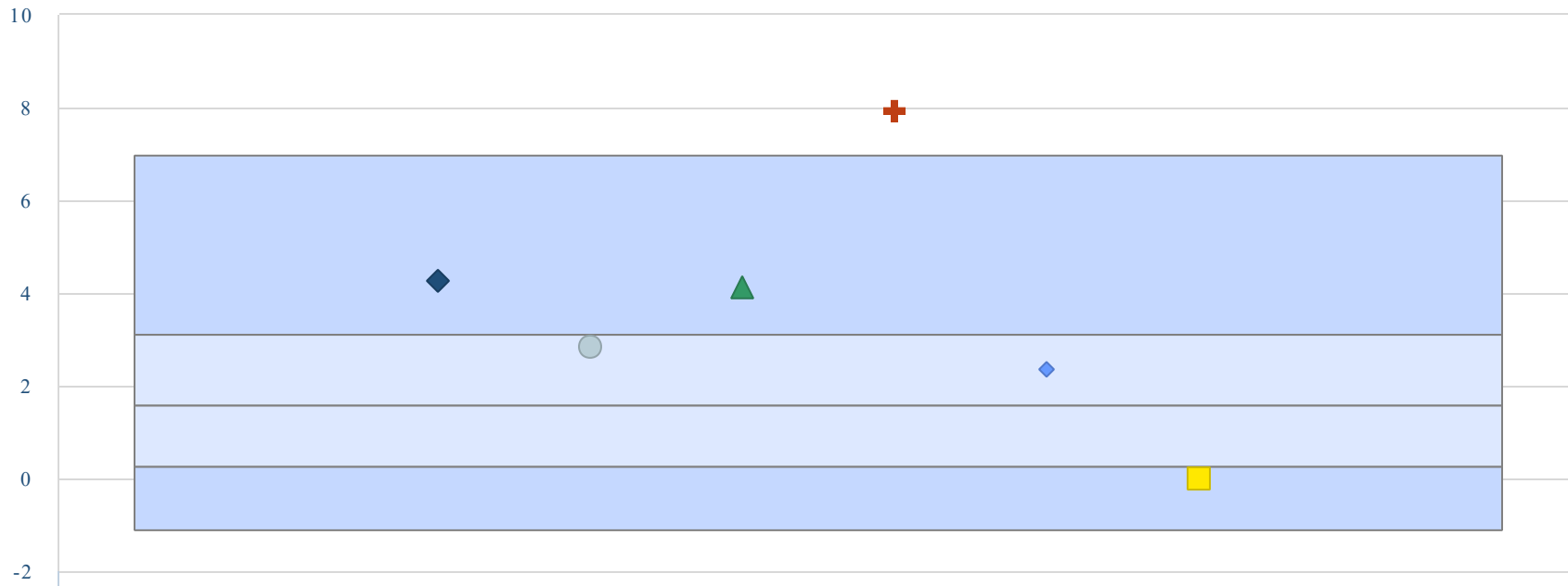


Candoris

Access to the world's best investment strategies.

Annualized Alpha 7 Years

Letko Brosseau vs your Strategies, Benchmark and Peers



Annualized Alpha 7 Years

- ◆ Letko, Brosseau & Associates Inc.: LetkoBrosseau Emerging Markets
- Acadian Asset Management LLC: Emerging Markets Equity
- ▲ Driehaus Capital Management LLC: Driehaus Emerging Markets Growth
- ✚ GQG Partners LLC: GQG Partners Emerging Markets Equity
- ◆ Baillie Gifford & Co.: Emerging Markets All Cap
- MSCI Index: MSCI EM-ND

Universe: eVestment Global Emerging Mkts Equity

Results displayed in USD using Spot Rate (SR).

MSCI EM-ND

Source: eVestment
 Data quoted is past GROSS of fee performance and current performance may be lower or higher. Past performance is no guarantee of future results.
 Investment return and principal value of an investment will fluctuate

FOR INVESTMENT PROFESSIONAL USE ONLY

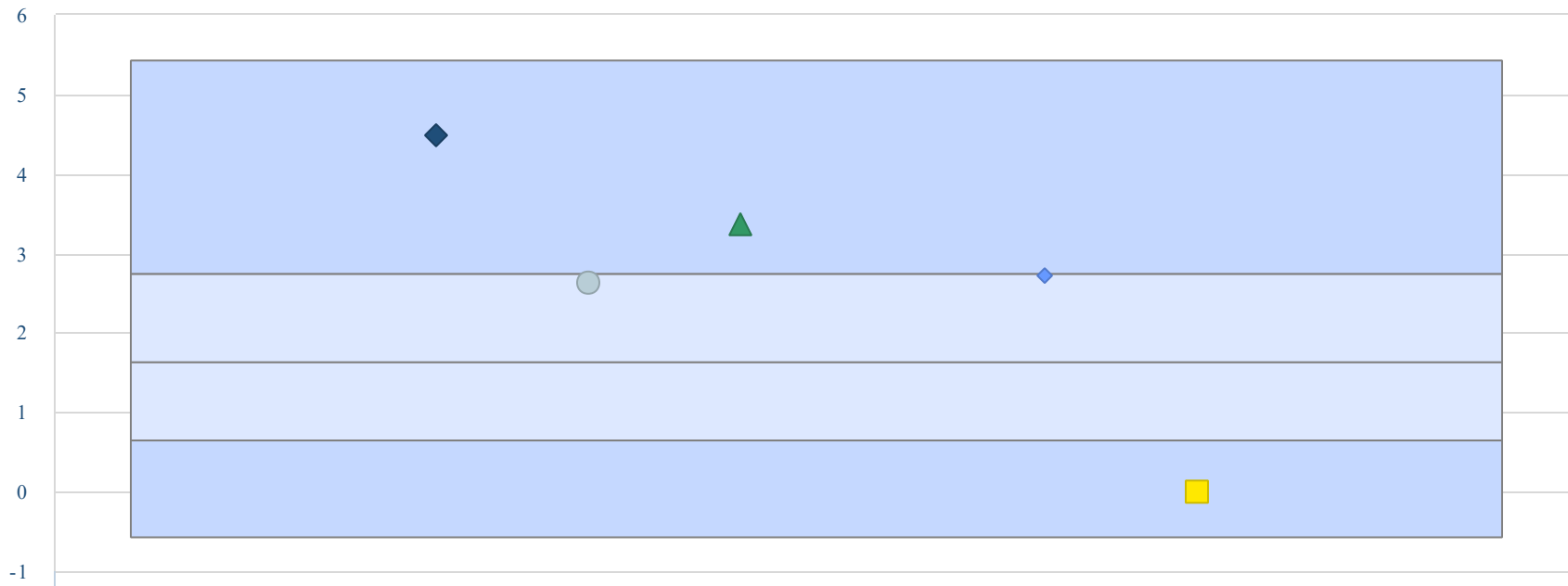


Candoris

Access to the world's best investment strategies.

Annualized Alpha 10 Years

Letko Brosseau vs your Strategies, Benchmark and Peers



Annualized Alpha 10 Years

- ◆ Letko, Brosseau & Associates Inc.: LetkoBrosseau Emerging Markets
- Acadian Asset Management LLC: Emerging Markets Equity
- ▲ Driehaus Capital Management LLC: Driehaus Emerging Markets Growth
- ✚ GQG Partners LLC: GQG Partners Emerging Markets Equity
- ◆ Baillie Gifford & Co.: Emerging Markets All Cap
- MSCI Index: MSCI EM-ND

Universe: eVestment Global Emerging Mkts Equity

Results displayed in USD using Spot Rate (SR).

MSCI EM-ND

Source: eVestment
 Data quoted is past GROSS of fee performance and current performance may be lower or higher. Past performance is no guarantee of future results.
 Investment return and principal value of an investment will fluctuate

FOR INVESTMENT PROFESSIONAL USE ONLY

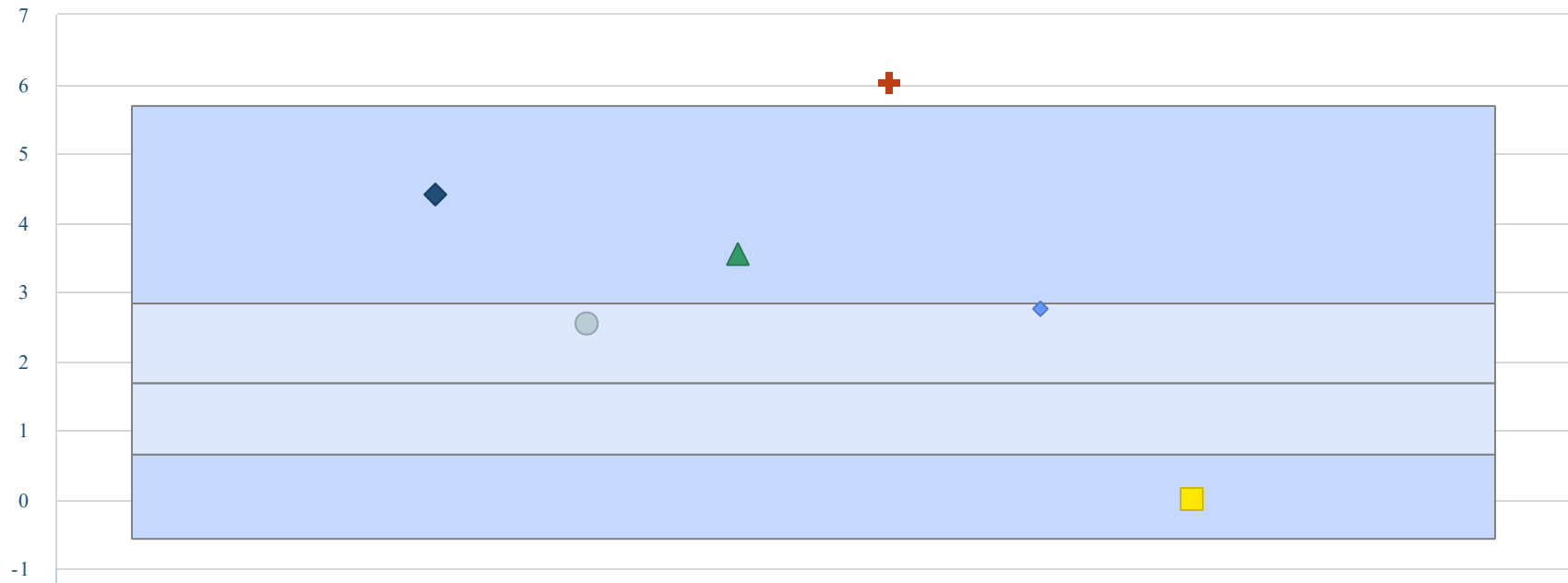


Candoris

Access to the world's best investment strategies.

Annualized Alpha Since Inception

Letko Brosseau vs your Strategies, Benchmark and Peers



Annualized Alpha 9.58 Years

- ◆ Letko, Brosseau & Associates Inc.: LetkoBrosseau Emerging Markets
- Acadian Asset Management LLC: Emerging Markets Equity
- ▲ Driehaus Capital Management LLC: Driehaus Emerging Markets Growth
- ✚ GQG Partners LLC: GQG Partners Emerging Markets Equity
- ◆ Baillie Gifford & Co.: Emerging Markets All Cap
- MSCI Index: MSCI EM-ND

Universe: eVestment Global Emerging Mkts Equity

Results displayed in USD using Spot Rate (SR).

MSCI EM-ND

Source: eVestment
 Data quoted is past GROSS of fee performance and current performance may be lower or higher. Past performance is no guarantee of future results.
 Investment return and principal value of an investment will fluctuate

FOR INVESTMENT PROFESSIONAL USE ONLY

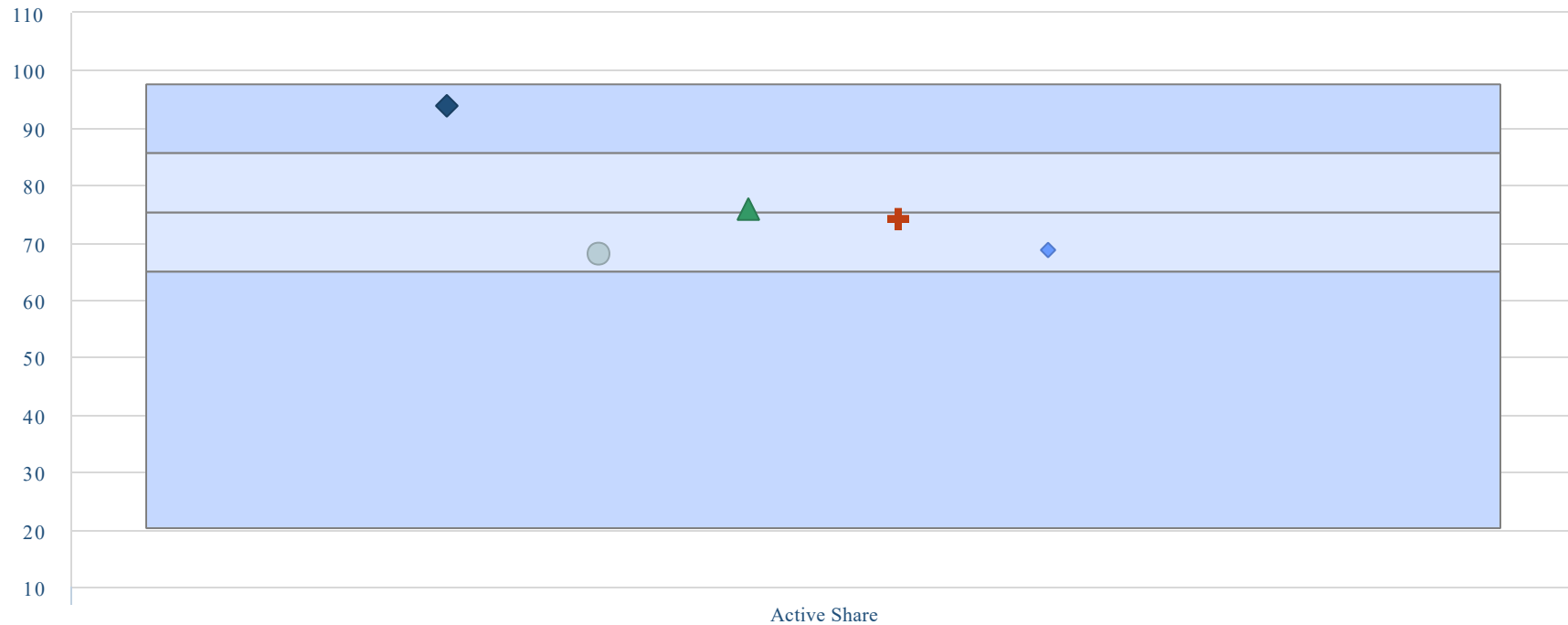


Candoris

Access to the world's best investment strategies.

Active Share

Letko Brosseau vs your Strategies, Benchmark and Peers



- ◆ Letko, Brosseau & Associates Inc.: LetkoBrosseau Emerging Markets
- Acadian Asset Management LLC: Emerging Markets Equity
- ▲ Driehaus Capital Management LLC: Driehaus Emerging Markets Growth
- ⊕ GQG Partners LLC: GQG Partners Emerging Markets Equity
- ◆ Baillie Gifford & Co: Emerging Markets All Cap
- MSCI Index: MSCI EM-ND

Universe: eVestment Global Emerging Mkts Equity

Results displayed in USD using Spot Rate (SR).

Source: eVestment
Data quoted is past GROSS of fee performance and current performance may be lower or higher. Past performance is no guarantee of future results.
Investment return and principal value of an investment will fluctuate

FOR INVESTMENT PROFESSIONAL USE ONLY

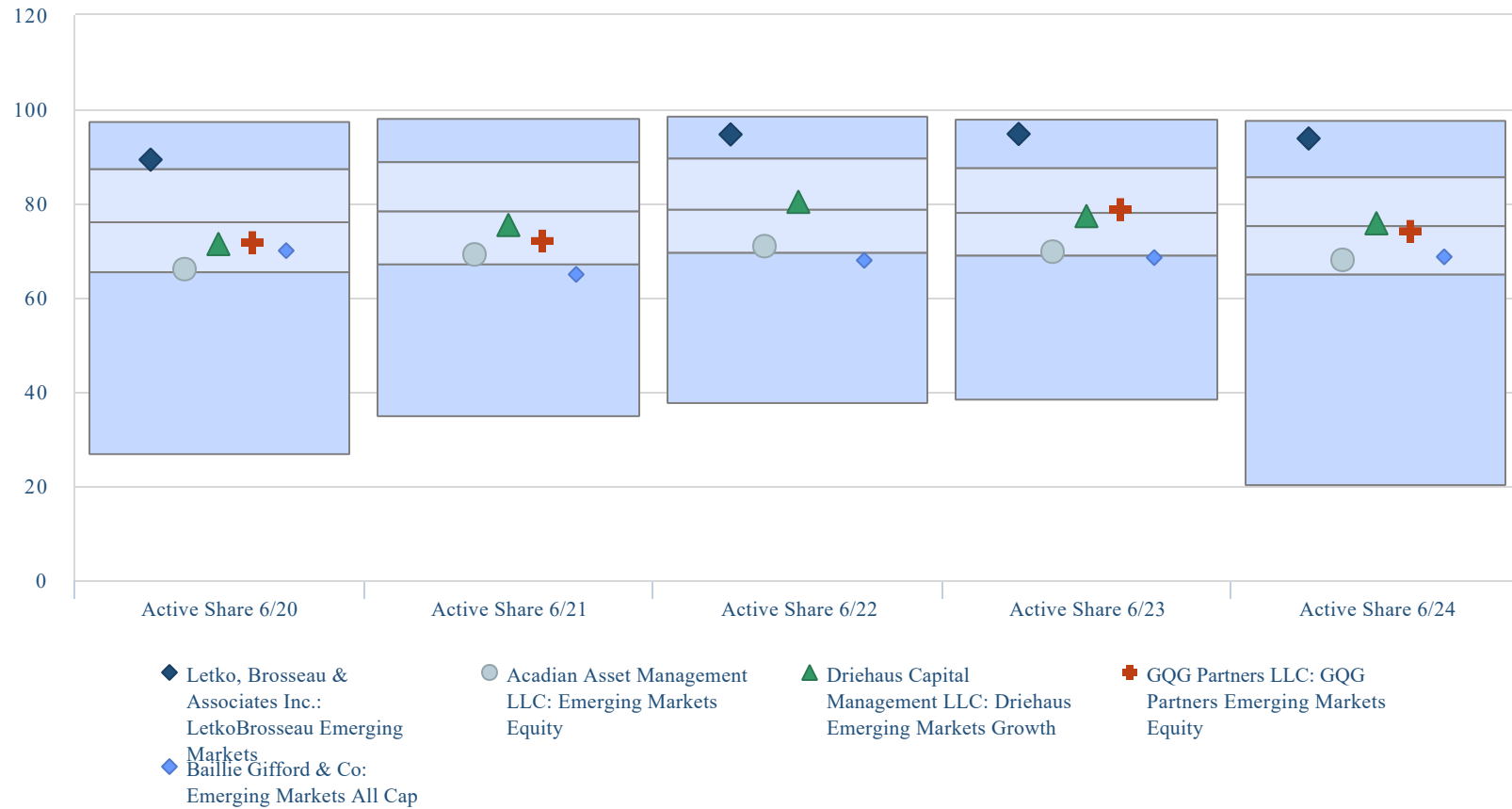


Candoris

Access to the world's best investment strategies.

Active Share Per Year

Letko Brosseau vs your Strategies, Benchmark and Peers



Universe: eVestment Global Emerging Mkts Equity

Results displayed in USD using Spot Rate (SR).

Source: eVestment
 Data quoted is past GROSS of fee performance and current performance may be lower or higher. Past performance is no guarantee of future results.
 Investment return and principal value of an investment will fluctuate

FOR INVESTMENT PROFESSIONAL USE ONLY



Candoris

Access to the world's best investment strategies.

Important Information

This information is proprietary and cannot be reproduced or distributed. Certain information may be received from sources Candoris B.V. considers reliable; Candoris B.V. does not represent that such information is accurate or complete. Certain statements contained herein may constitute “projections,” “forecasts” and other “forward-looking statements” which do not reflect actual results and are based primarily upon applying retroactively a hypothetical set of assumptions to certain historical financial data. Actual results, performance or events may differ materially from those in such statements. Any opinions, projections, forecasts and forward-looking statements presented herein are valid only as of the date of this document and are subject to change. Nothing contained herein should be construed as (i) an offer to buy any security or (ii) a recommendation as to the advisability of investing in, purchasing or selling any security. Candoris B.V. assumes no obligation to update any forward-looking information.

Past performance is no guarantee of future results.

