

The Fund

As of 30/09/2024

Dealing Frequency	Daily	Prospectus	candoris.nl/us-small-cap/
Currency	USD	ISIN code	IE00BL0L0092*
Type	UCITS	AUM	USD 307.7 million
Benchmark	US Small Cap Value Index	Management fee	95 bps
Portfolio Manager	Orchard Capital Management	Bloomberg	ORCHIUA
		SFDR Classification	Article 8

Orchard US Small Cap Value

- Portfolio of companies that trade at a significant discount and have one or multiple catalyst to unleash their intrinsic value.
- 1 team, 1 philosophy, 1 investment approach!
- Concentrated, high active share.

Why US Small Cap Value Equities?

UNITED STATES 1963-2022

	Value	Neutral	Growth
Large	12.1%	10.3%	10.2%
Small	15.2%	13.6%	8.4%

Source: Ken French Data Library.

Why Orchard for US Small Cap Value Equities?

- Strategy with 22 year track record in US Small Cap Value investing.
- Proprietary research and a disciplined process.
- ESG fully integrated in investment process.
- UCITS fund with one of the largest AUM in Small Cap Value.

Who is Orchard Capital Management??

Orchard is an independent employee-owned boutique based in Chicago with a track record dating back to 2001. The investment team has deep investment and industry experience.

Principal Investment Philosophy

Orchard's Opportunistic Small Cap Strategies builds upon a core philosophy: "Proprietary knowledge, not excess risk, drives excess returns"

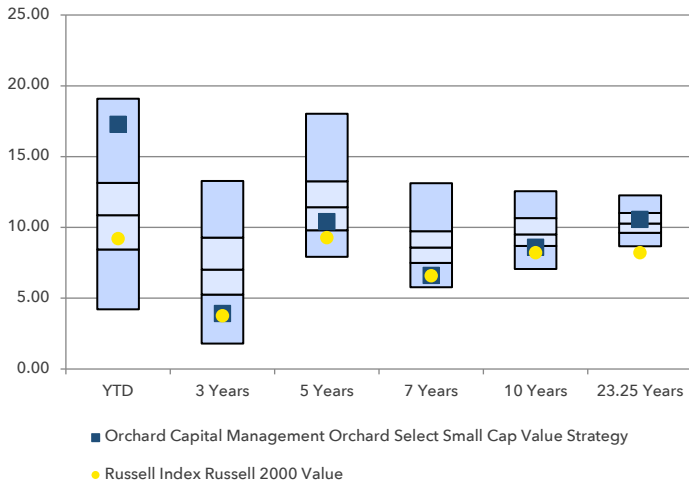
Orchard uses proprietary knowledge to create the best possible estimate of intrinsic value and strives to generate excess returns by investing at what they consider a significant discount to intrinsic value.

Once Orchard has identified sources of value or opportunities for value creation, they select investments with one or more catalysts that should lead to value realization and will engage management & shareholders for constructive change.

* Additional Share Classes Available

Annualized Returns since 29 June 2001

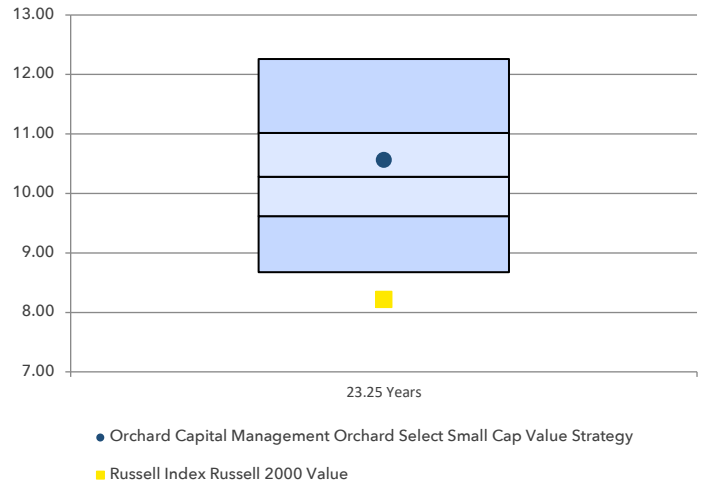
Returns as of: September 30, 2024



Universe: US Small Cap Value Equity

Small Value Managers vs Index since 29 June 2001

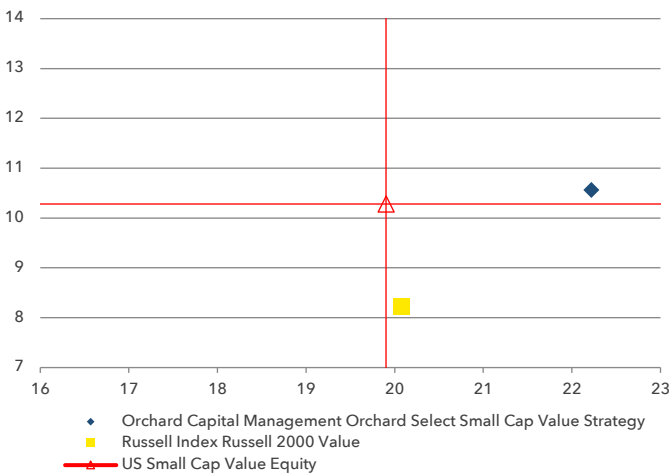
Returns as of: September 30, 2024



Universe: US Small Cap Value Equity

Risk return scatter versus peers since 29 June 2001

As Of: September 30, 2024



* Source: eVestment, data as of 30/09/2024, gross of fees

Composite data since 29 June 2001

Alpha	2.47
Beta	1.02
Std Dev	22.22
UMC	106.92
DMC	98.47
Information Ratio	0.27
Tracking Error	8.84
Sharpe Ratio	0.40

FOR INVESTMENT PROFESSIONAL USE ONLY

Disclaimer:

This is a marketing communication. This is not a contractually binding document. Please refer to the prospectus of the UCITS and to the KIID and do not base any final investment on this communication alone. A copy of the prospectus and the KIID will be available on <https://candoris.nl/> or requested via candoris@candoris.nl. These investments are investments in a fund and not in a given underlying asset.

This information is proprietary and cannot be reproduced or distributed. Certain information may be received from sources Candoris B.V. considers reliable; Candoris B.V. does not represent that such information is accurate or complete. Certain statements contained herein may constitute "projections," "forecasts" and other "forward-looking statements" which do not reflect actual results and are based primarily upon applying retroactively a hypothetical set of assumptions to certain historical financial data. Actual results, performance or events may differ materially from those in such statements. Any opinions, projections, forecasts and forward-looking statements presented herein are valid only as of the date of this document and are subject to change. Nothing contained herein should be construed as (i) an offer to buy any security or (ii) a recommendation as to the advisability of investing in, purchasing or selling any security. Candoris B.V. assumes no obligation to update any forward-looking information.

Past performance is no guarantee of future results.